

8

Groundwater Sampling & Monitoring (Direct Push)

geoprobe.com/groundwater

Geoprobe Systems® offers groundwater sampling tools, monitoring wells, and accessories to help characterize the water quality and extent of potential contamination — including PFAS — during environmental assessments and investigations in unconsolidated soils and sediments.

Groundwater samplers are installed temporarily allowing for quick sample collection along with slug testing capabilities, then the sampler is removed, decontaminated, and used at the next location. SP16, SP19, and SP22 are examples of these types of groundwater sampling tools.

Groundwater monitoring can be accomplished using Geoprobe® Prepacks for both long and short-term groundwater monitoring wells. They are available in a variety of sizes and are installed using casings driven by Geoprobe® machines.

Most groundwater samplers permit you to conduct bottom-up grouting to meet regulatory requirements for borehole abandonment. These simple, cost-effective tools have changed the way many environmental assessments and remedial investigations are conducted. Simpler can be better... smarter... and less expensive.

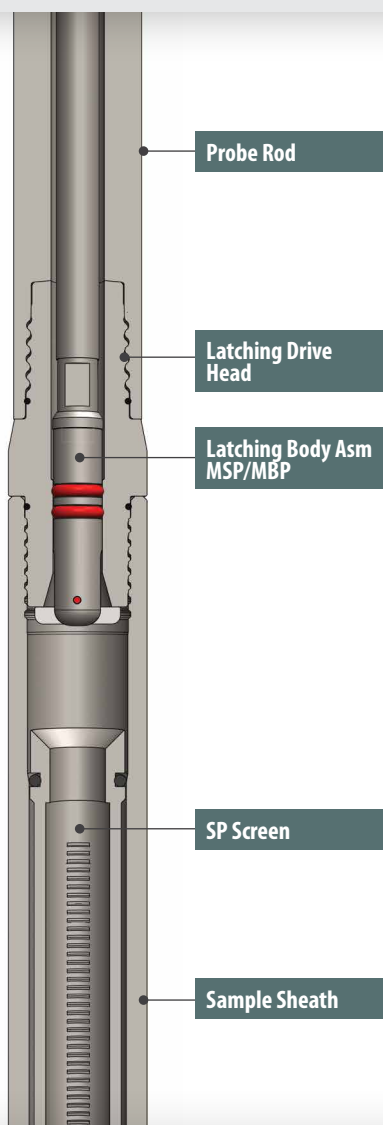
What's New

- SP19 Groundwater Sampler
- Groundwater Screen Point Latching Samplers



SP16 Groundwater Sampler

Latching groundwater sampling system patent pending



NEW GW Screen Point Latching Samplers:

Isolate Sampler to Assure Integrity

The latching sampler system allows the operator to deploy a screen point (SP) sampler in the formation and then insert a sampler and tubing down the rods and connect or “latch” to the SP drive head. The latching sampler system uses o-ring seals to isolate the sample zone (the SP screen) from water in the drive rods above the SP drive head. Mechanical Syringe Pumps (MSP), Mechanical Bladder Pumps (MBP), and conventional peristaltic pumps can all be used as screen point latching samplers.

Latching SP16

The latching sampler allows the user to connect a pump, or other sample line, directly to the top of the down-hole SP sampler. This isolates the SP sampler from water in the rod string above the sampler, thereby assuring sample integrity.

Latching SP19

The NEW SP19 with a modified drive head has 59% more area included in the sheath head making it stronger and more durable. Utilizing the latching sampler, connect a pump or other sample line directly to the top of the SP19, isolating the SP19 from water in the rod string above to assure sample integrity.

Isolated SP22

Saving time when doing a lot of testing, the isolated SP22 securely holds the mechanical syringe pump or mechanical bladder pump, sealing the outer string.

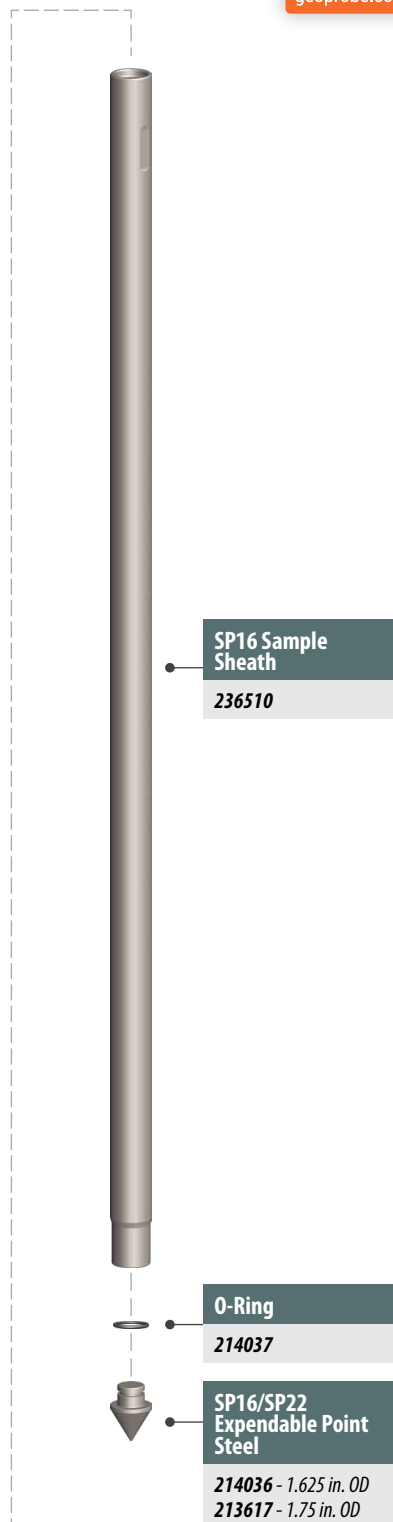

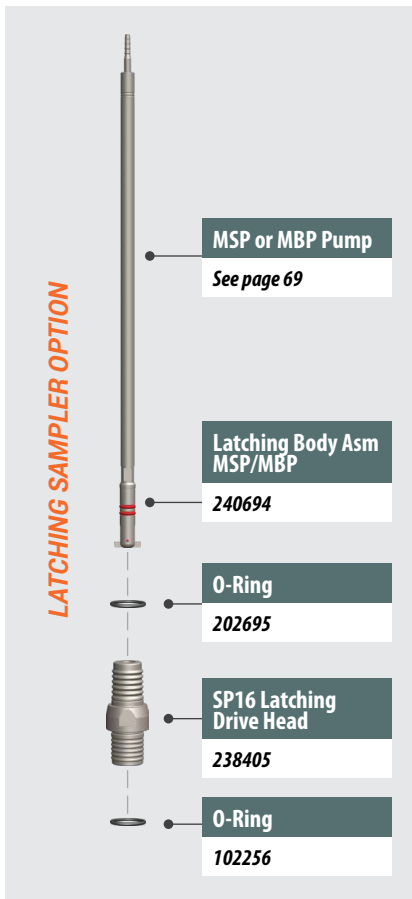
SP19 Groundwater Sampler

Screen Point Groundwater Sampler for 1.75 in. Rods

Geoprobe® Screen Point (SP) Groundwater Samplers have become standard equipment for direct push operators completing environmental investigations since its introduction in the 1990s. The benefit of the SP system is its ability to deliver a protected sampling screen to depth and then to expose that screen to the formation.





The SP19 Groundwater Sampler is designed for use with the Geoprobe® 1.75 rod system commonly used by Direct Image® operators who perform MIP, HPT, and OIP logging. The heavier rods have a much longer life than the 1.5-inch rods, plus they have dependable O-ring seal at the rod joints. The 1.75 rod makes a good choice for the continuous driving of groundwater profiling, logging, or sampling.

The SP19 sheath, as with all SP Groundwater Samplers, is built with a larger diameter, 1.875 inches (48mm), than the rod system. This larger diameter serves as a friction reducer during driving and also seals the hole as the sheath is retracted to expose the SP screen. Updated SP22 screens are compatible with the SP19, with lengths available in 12 inch, 48 inch, and 60 inch (13 inch, 42 inch, and 60 inch exposed lengths respectively).







Screen Point 16 Groundwater Samplers are used to collect representative groundwater samples from a discrete interval – using a bailer, bladder pump, or other device – from unconsolidated materials at depths ranging from near ground surface to more than 100 feet below grade. Completely sealed during driving, up to 41 inches of screen can be exposed to sample dissolved compounds and NAPLs.




Drive Heads

Components	Part	MN	Notes
	SP Drive Head	211776	1.25 Pin, 1.63 in. OD
	SP16 Drive Head	202633	1.5 Pin, .625 in. Bore
	SP16 Drive Head	203262	1.5 Pin, .5 in. Bore
	SP16 Drive Head	223178	1.75 Pin, .5 in. Bore







Screens / Plugs

Components	Part	MN	Notes
	SP16 Screen	214027	Stainless Steel
	SP16 Screen	214028	PVC, Recoverable
	SP16 Screen	202821	0.65 in. ID, 0.010 Slot, PVC, Disposable
	SP16 Grout Plug	607033	Quantity: 25

Sheath / Points

Components	Part	MN	Notes
	SP16 Sample Sheath	236510	
	SP16/SP22 Expendable Point Steel	214036	1.625 in. OD, Quantity: 25
	SP16/SP22 Expendable Point Steel	213617	1.75 in. OD, Quantity: 25

O-Rings

Components	Part	MN	Notes
	O-Ring (1.25 in. Probe Rod)	213771	Quantity: 25
	O-Ring (1.5 in. Probe Rod)	202695	Quantity: 25
	O-Ring (1.75 in. Probe Rod)	220387	Quantity: 25
	O-Ring (SP16 Drive Head)	102256	Quantity: 25
	O-Ring (MC5 Point, DT22 Point, SP16 SS Screen)	213918	Quantity: 25
	O-Ring (SP15/SP16 Expendable Point)	214037	Quantity: 25




Notes

To use the latching sampler with the SP16 Groundwater Sampler, be sure to select the SP16 Latching Drive Head (MN 238405) when you purchase this system.








When operating the mechanical syringe or bladder pump within this sampler, Geoprobe® recommends using the mechanical actuator (MN 214106) for sample collection.

Latching groundwater sampling system patent pending







Tubing / Check Valve

Components	Part	MN	Notes
	Nylon Grout Tubing	600144	3/8 in. OD x 1/4 in. ID x 100 ft.
	PE Tubing	601063	3/8 in. OD x 1/4 in. ID x 500 ft.
	Tubing Check Valve	214061	3/8 in. OD Tubing

Accessories


Components	Part	MN	Notes
	SP16 Grout Nozzle	214031	
	SP16 Screen Push Adapter	214029	
	SP16 Grout Plug Push Adapter	214030	
	Mini Bailer	214056	0.4" OD X 20"
	3/8 Tubing Check Valve End	214058	
	Replacement Check Balls (3/8 Check Valve)	214057	Quantity: 5
	O-Ring Service Kit (SP16 1.5 Rod)	202797	

Latching Sampler Option

Components	Part	MN	Notes
	Latching Body Asm MSP/MBP	240694	
	O-Ring (SP Latch Body)	239184	Quantity: 10
	SP Latch	240695	Quantity: 10
	Shear Pin Latching SP MSP/MBP	239716	Quantity: 20
	SP16 Latching Drive Head	238405	1.5 Pin
	MBP/MSP Check Ball Stainless Steel	103212	Quantity: 10

SP16 - Step-by-Step Sampling

geoprobe.com/sp16



This step-by-step video tutorial demonstrates taking SP16 groundwater samples.

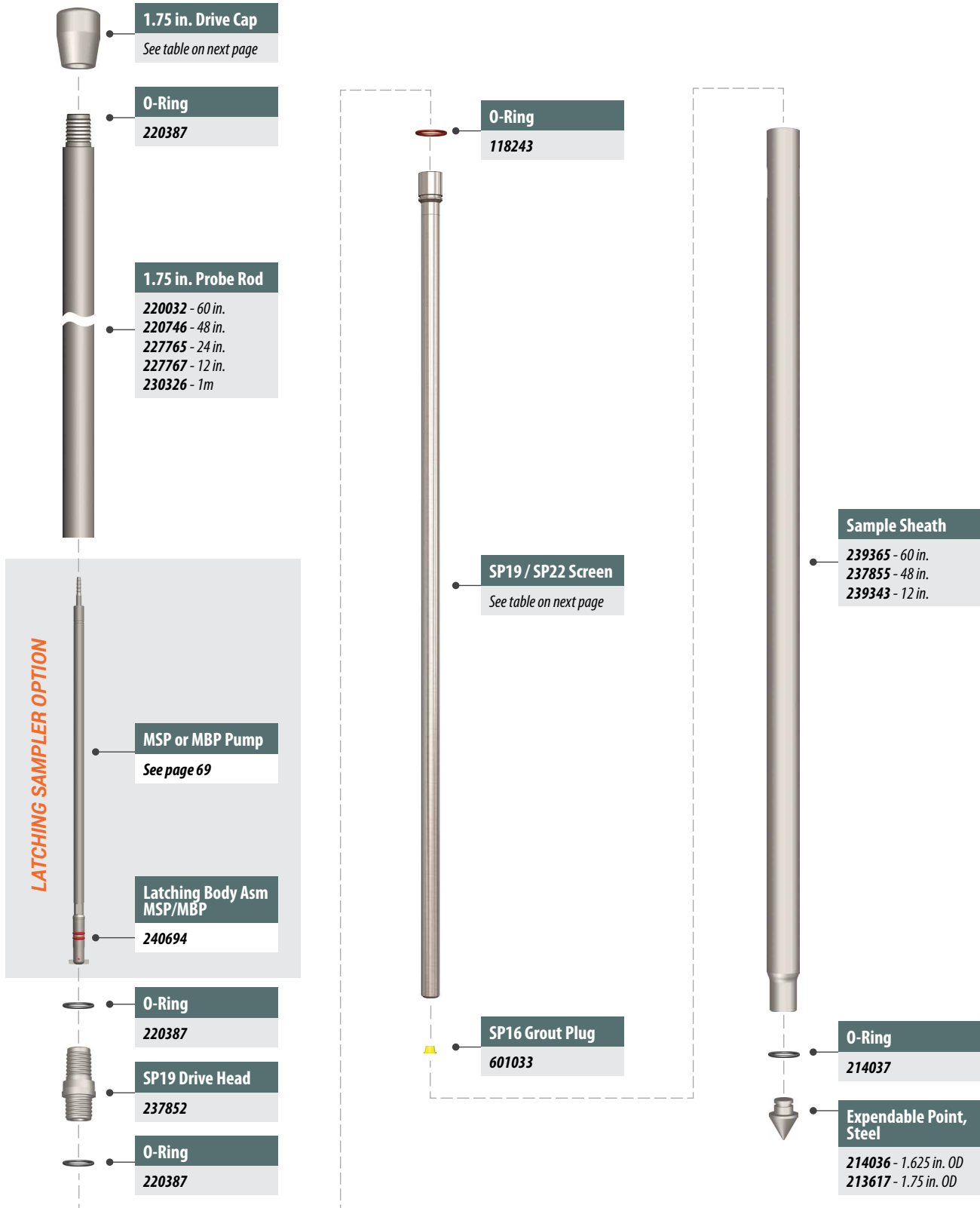
SP19 Groundwater Sampler

geoprobe.com/sp19





785-825-1842

The SP19 Groundwater Sampler is designed for use with the Geoprobe® 1.75 rod system. This rod system allows the operator to drive samplers deeper, with greater driving efficiency and less rod wear. Updated SP22 screens are compatible with the SP19, with lengths available in 12 inch, 48 inch, and 60 inch. SP16 drive points and accessory extension rods for holding down the screen are compatible with SP19.





Drive Cap / Probe Rods

Components	Part	MN	Notes		
	1.75 in. Drive Cap	225657	GH60, Threadless		
	1.75 in. Drive Cap	225663	GH40, Threadless		
1.75 in. Probe Rod	MN	Length	Weight	OD	ID
	220032	60 in.	34 lbs.	1.75 in.	.75 in.
	220746	48 in.	27.2 lbs.		
	227765	24 in.	13.6 lbs.		
	227767	12 in.	6.8 lbs.		
	230326	1 m.	22.3 lbs.		



Drive Head

Components	Part	MN	Notes
	SP19 Drive Head NEW	237852	1.75 Pin

Screens / Plugs

Components	Part	MN	Notes
	SP19 / SP22 Screen NEW	239395	0.004 Slot x 60 in., Stainless Steel
	SP19 / SP22 Screen	208114	0.004 Slot x 48 in., Stainless Steel
	SP19 / SP22 Screen	208238	0.004 Slot x 12 in., Stainless Steel
	SP16 Grout Plug	601033	Quantity: 25

Sheath / Points

Components	Part	MN	Notes
	SP19 Sample Sheath NEW	239365	60 in.
	SP19 Sample Sheath NEW	237855	48 in.
	SP19 Sample Sheath NEW	239343	12 in.
	SP16/SP22 Expendable Point Steel	213617	1.75 in. OD, Quantity: 25
	SP16/SP22 Expendable Point Steel	214036	1.625 in. OD, Quantity: 25


Notes

The SP19 Drive Head (MN 237852) is a "Latching" drive head and is compatible with the latching samplers found on page 70.


When operating the mechanical syringe or bladder pump within this sampler, Geoprobe® recommends using the mechanical actuator (MN 214106) for sample collection.

Latching groundwater sampling system patent pending


O-Rings

Components	Part	MN	Notes
	O-Ring (1.75 in. Probe Rod)	220387	Quantity: 25
	O-Ring (SP19 SS) NEW	118243	Quantity: 25
	O-Ring (SP15/SP16 Expendable Point)	214037	Quantity: 25


Tubing / Check Valve


Components	Part	MN	Notes
	Nylon Tubing	600144	3/8 in. OD x 1/4 in. ID x 100 ft.
	PE Tubing	601063	3/8 in. OD x 1/4 in. ID x 500 ft.
	Tubing Check Valve	214061	3/8 in. OD Tubing
	Tubing Check Valve	208113	3/8 in. OD Tubing, 20 in.

Accessories

Components	Part	MN	Notes
	SP16 Grout Nozzle	214031	
	SP16 Screen Push Adapter	214029	
	SP16 Grout Plug Push Adapter	214030	
	Mini Bailer	214056	0.4" OD X 20"
	3/8 Tubing Check Valve End	214058	
	Replacement Check Balls (3/8 Check Valve)	214057	Quantity: 5

Latching Sampler Option

Components	Part	MN	Notes
	Latching Body Asm MSP/MBP NEW	240694	
	O-Ring (SP Latch Body) NEW	239184	Quantity: 10
	SP Latch NEW	240695	Quantity: 10
	Shear Pin Latching SP MSP/MBP NEW	239716	Quantity: 20
	MBP/MSP Check Ball Stainless Steel	103212	Quantity: 10



SP22 Groundwater Sampler

geoprobe.com/sp22

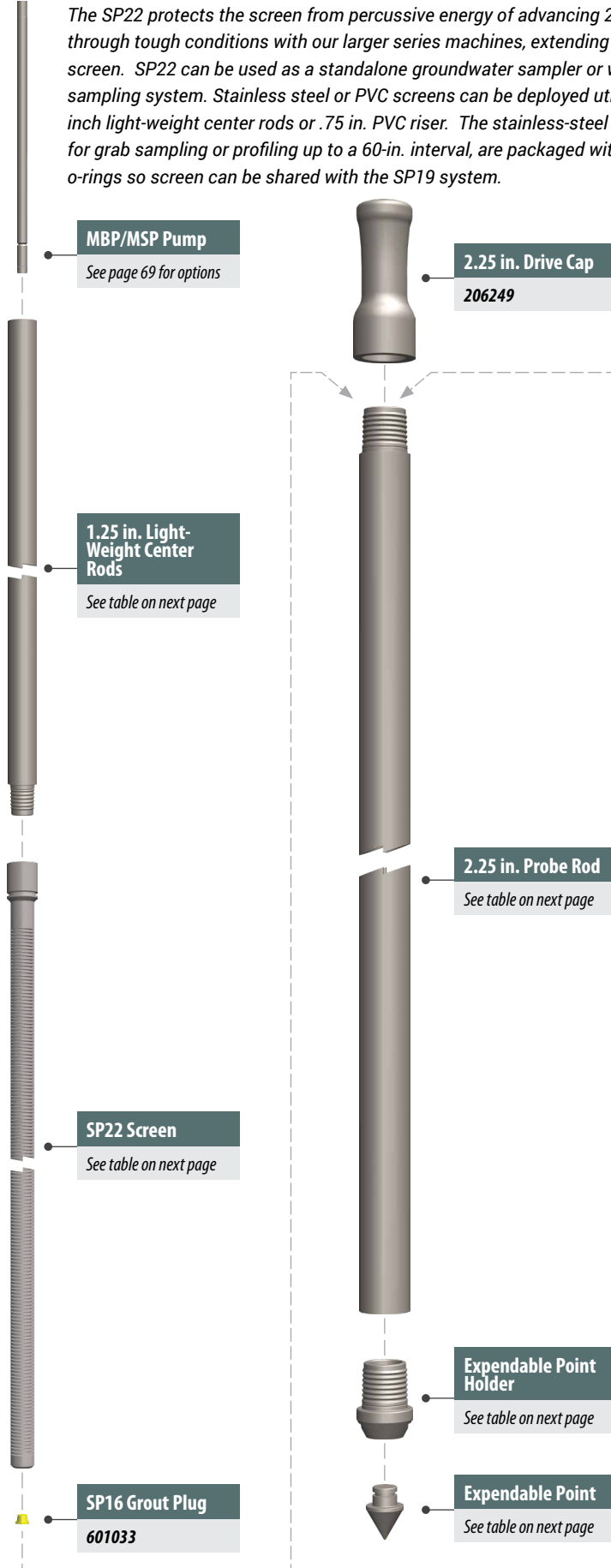


785-825-1842

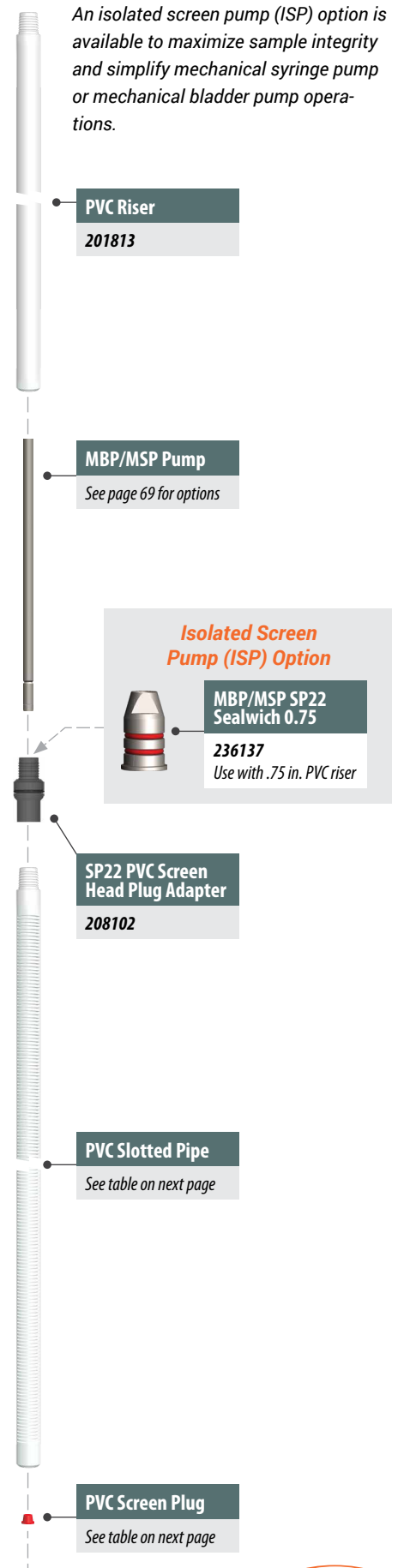
The SP22 protects the screen from percussive energy of advancing 2.25 in. probe rod through tough conditions with our larger series machines, extending the life of the screen. SP22 can be used as a standalone groundwater sampler or with the DT22 soil sampling system. Stainless steel or PVC screens can be deployed utilizing either 1.25-inch light-weight center rods or .75 in. PVC riser. The stainless-steel screens, available for grab sampling or profiling up to a 60-in. interval, are packaged with two alternate o-rings so screen can be shared with the SP19 system.

An isolated screen pump (ISP) option is available to maximize sample integrity and simplify mechanical syringe pump or mechanical bladder pump operations.



1.25 IN. PROBE ROD OPTION









.75 IN. PVC SCREEN OPTION






Drive Cap / 2.25 in. Probe Rods

Components	Part	MN	Notes		
	2.25 in. Drive Cap	206249	GH60, Threadless		
	O-Ring (2.25 in. Probe Rod)	213790	Quantity: 25		
2.25 in. Probe Rod	MN	Length	Weight	OD	ID
	204767	60 in.	37.5 lbs.	2.25 in.	1.5 in.
	204766	48 in.	30 lbs.		
	206706	36 in.	22.5 lbs.		
	206588	24 in.	15 lbs.		
	204777	12 in.	7.5 lbs.		
	204778	1 m	24.6 lbs.		

Points / Holders

Components	Part	MN	Notes
	SP22 Expendable Point Holder (2.25 Point)	206861	
	2.25 in. Expendable Steel Point	213789	2.45 in. OD, Quantity: 25
	O-Ring (2.25 in. Expendable Point)	200282	Quantity: 25
	SP22 Expendable Point Holder (SP22 Point)	209991	
	SP16/SP22 Expendable Point Steel	214036	1.625 in. OD, Quantity: 25
	O-Ring (SP15/SP16 Expendable Point)	214037	Quantity: 25

Tubing / Check Valve



Components	Part	MN	Notes
	PE Tubing	601063	3/8 in. OD x 1/4 in. ID x 500 ft.
	Tubing Check Valve	208113	3/8 in. OD Tubing, 20 in.
	Tubing Check Valve	214061	3/8 in. OD Tubing

Notes



The 20-inch long check valve (208113) is required when using the light-weight center rods.

When operating the mechanical syringe or bladder pump within this sampler, Geoprobe® recommends using the mechanical actuator (MN 214106) for sample collection.











1.25 in. Light-Weight Center Rods

1.25 in. Light-Weight Center Rods	MN	Length	Weight	OD	ID
	205232	60 in.	6 lbs.	1.25 in.	0.625 in.
	203988	48 in.	5.1 lbs.		
	209949	36 in.	4.2 lbs.		
	206525	1 m	4.5 lbs.		
Components	Part	MN	Notes		
	O-Ring (1.25 in. Probe Rod)	213771	Quantity: 25		

Stainless Steel Screens, 1.25 Box

Components	Part	MN	Notes
	SP19 / SP22 Screen	239395	0.004 Slot x 60 in., Stainless Steel
	SP19 / SP22 Screen	208114	0.004 Slot x 48 in., Stainless Steel
	SP19 / SP22 Screen	208238	0.004 Slot x 12 in., Stainless Steel
	O-Ring Kit (SP22)	208095	Quantity: 10
	SP16 Grout Plug	601033	Quantity: 25

PVC Screens / Riser / Accessories





Components	Part	MN	Notes
	PVC Riser	201813	0.75 in. x 60 in.
	O-Ring (0.75 PVC Riser)	214070	Quantity: 25
	SP22 PVC Screen Head Plug Adapter	208102	.75 in.
	O-Ring Kit (SP22)	208095	Quantity: 10
	PVC Slotted Pipe	203101	0.75 x 60 in. (0.01-in. slot width)
	PVC Slotted Pipe	208318	.75 in. x 48 in., PVC, Quantity: 2
	PVC Slotted Pipe	600218	.75 in. x 15 in. (0.01-in. slot width)
	PVC Slotted Pipe	208319	.75 in. x 12 in., PVC, Quantity: 2
	PVC Bottom Plug	202059	0.75 in.
	SP22 PVC Screen Plug Kit	208296	Quantity: 10
	SP22 PVC Screen Holder	208316	1.25 Box, .75 PVC
	SP22 0.75 PVC to 1.25 Pin ASM	221598	

SP22-ISP Groundwater Sampler
geoprobe.com/sp22-isp

This step by step video looks at SP22 Isolated Screen Pump (ISP).



Isolated Screen Pump (ISP) Option

Components	Part	MN	Notes
	MBP/MSP SP22 Sealwich 0.75	236137	NEW
	SP22 Finger Rack Kit	240742	NEW
	O-Ring (SP22 Sealwich)	236687	Quantity: 10
	MBP/MSP Check Ball Stainless Steel	103212	Quantity: 10

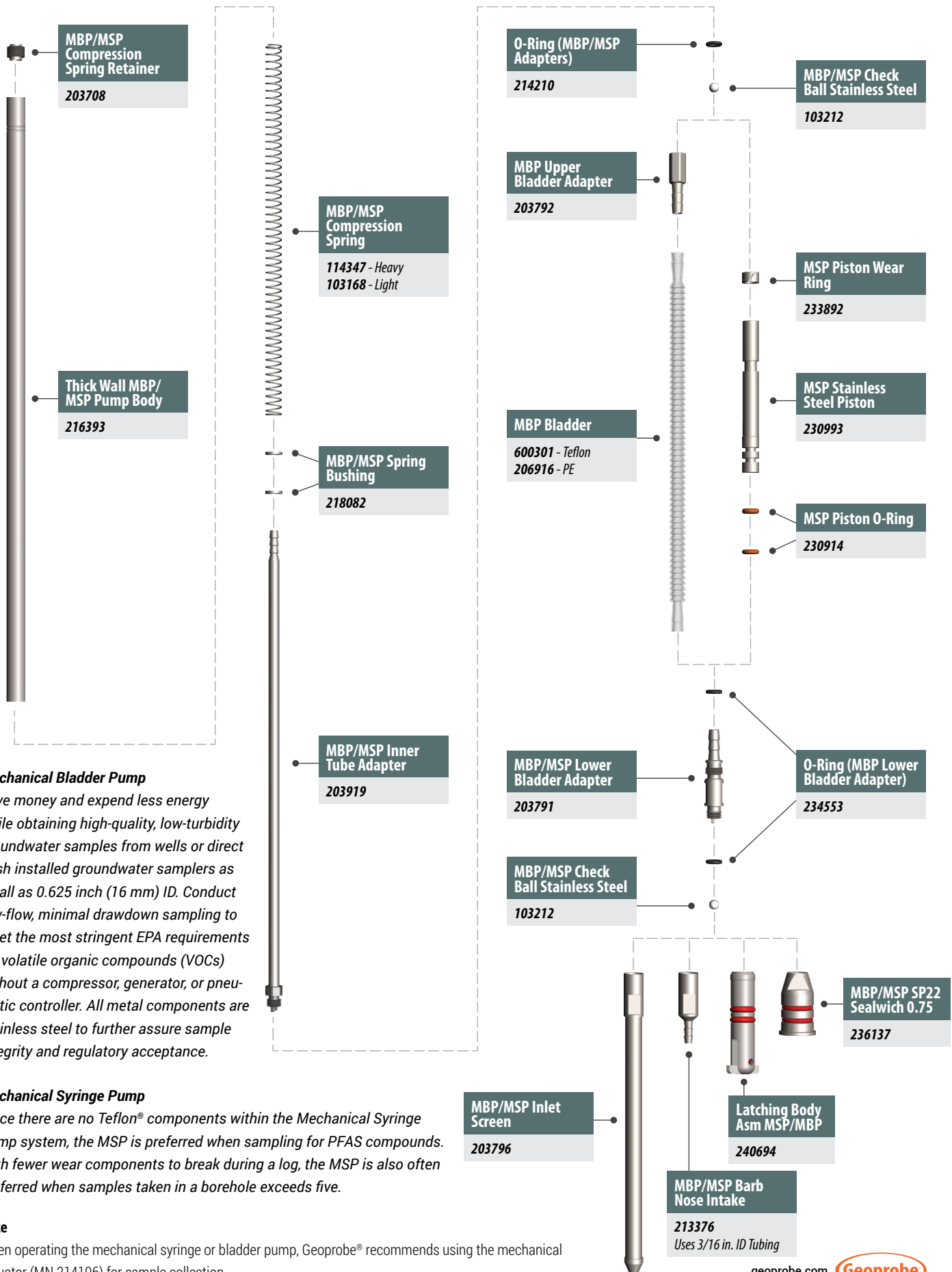
Mechanical Bladder & Syringe Pump

geoprobe.com/mbps



Geoprobe

785-825-1842



Mechanical Bladder Pump

Save money and expend less energy while obtaining high-quality, low-turbidity groundwater samples from wells or direct push installed groundwater samplers as small as 0.625 inch (16 mm) ID. Conduct low-flow, minimal drawdown sampling to meet the most stringent EPA requirements for volatile organic compounds (VOCs) without a compressor, generator, or pneumatic controller. All metal components are stainless steel to further assure sample integrity and regulatory acceptance.

Mechanical Syringe Pump

Since there are no Teflon® components within the Mechanical Syringe Pump system, the MSP is preferred when sampling for PFAS compounds. With fewer wear components to break during a log, the MSP is also often preferred when samples taken in a borehole exceeds five.

Note

When operating the mechanical syringe or bladder pump, Geoprobe® recommends using the mechanical actuator (MN 214106) for sample collection.

MECHANICAL BLADDER PUMP

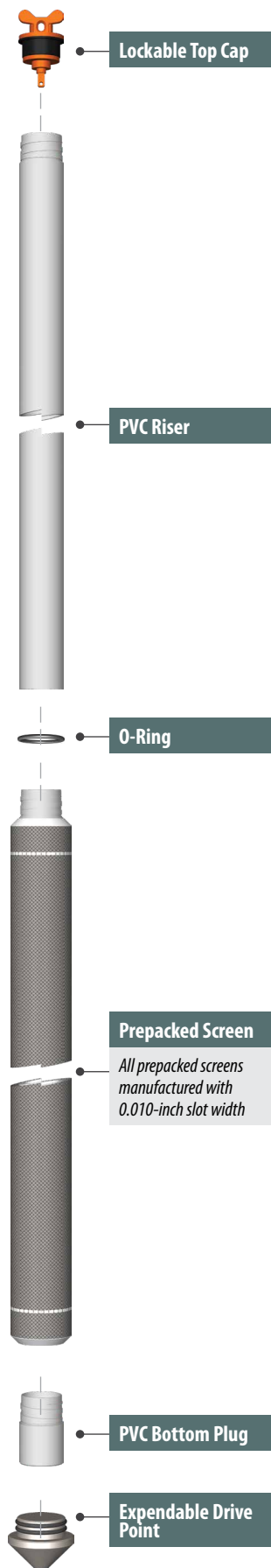
Components	Part	MN	Notes
	Mechanical Bladder Pump	214098	
	MBP Upper Bladder Adapter NEW	203792	
	MBP Corrugated Teflon Bladder	600301	Quantity: 1
	MBP Corrugated PE Bladder	206916	Quantity: 10
	Concentric MBP HDPE Tubing	214104	7/16" OD, PP 100 ft.
	Concentric MBP HDPE Tubing	214102	7/16" OD, FEP 100 ft.
	Concentric MBP HDPE Tubing	214103	7/16" OD, PE 100 ft.
	Concentric MBP HDPE Tubing	214100	7/16" OD, PE 50 ft.
	Concentric MBP HDPE Tubing	214101	7/16" OD, PP 50 ft.
	Concentric MBP HDPE Tubing	214099	7/16" OD, FEP 50 ft.
	MBP PVC Adapter	204163	2.0 in. x 1 in. NPT
	MBP PVC Adapter	203776	1.5 in. x 1 in. NPT
	Coupling 1 in. NPT PVC	600282	
	MBP PVC Adapter	203775	1.25 in. x 1 in. NPT
	MBP PVC Riser Adapter Kit	214109	
	MBP Well Mount Kit	214110	
	MBP Service Kit	214112	
	MBP Compression Spring Stainless Steel	103168	
	O-Ring (MBP PVC Adapter 2.0 in.)	103231	Quantity: 25

MECHANICAL SYRINGE PUMP

Components	Part	MN	Notes
	Mechanical Syringe Pump NEW	234560	
	MSP Piston Wear Ring NEW	233892	Quantity: 10
	MSP Stainless Steel Piston	230993	
	MSP Piston O-Ring	230914	Quantity: 10
	MSP Service Kit NEW	236511	
	O-Ring Installation Tool (MSP Piston) NEW	236023	
	HDPE Tubing NEW	117811	5/16 in. OD x 3/16 in. ID x 100 ft.

COMBINED COMPONENTS

Components	Part	MN	Notes
	MBP/MSP Compression Spring Retainer	203708	
	Thick Wall MBP/MSP Pump Body NEW	216393	
	MBP/MSP Heavy Compression Spring NEW	114347	
	MBP/MSP Spring Bushing NEW	218082	
	MBP/MSP Inner Tube Adapter	203919	
	O-Ring (MBP/MSP Adapters)	214210	Quantity: 25
	MBP/MSP Check Ball Stainless Steel	103212	Quantity: 10
	O-Ring (MBP/MSP Lower Bladder Adapter) NEW	234553	Quantity: 25
	MBP/MSP Lower Bladder Adapter	203791	
	MBP/MSP Inlet Screen	203796	
	MBP/MSP Barb Nose Intake	213376	Uses 3/16 in. ID Tubing
	Latching Body Asm MSP/MBP NEW	240694	
	MBP/MSP SP22 Sealwich 0.75 NEW	236137	
	MBP/MSP Electric Actuator	214106	12VDC
	Kit MBP/MSP 12VDC EL. ACT. Accessories	204950	
	MBP/MSP Hand Grip Outer Tubing Grip	204162	
	MBP/MSP Hand Grip Outer Tubing Adapter	203777	
	MBP/MSP Hand Grip Actuator	203778	
	MBP/MSP Cleaning Brush Kit	214111	
	Single Cigarette Lighter Plug to 32R	204703	
	32P to MBP/MSP Actuator	204701	Length: 15 ft.
	Battery Clips to 32R	204702	
	MBP/MSP Assembly Tool	203762	
	MBP/MSP Actuator Slotted Adapters Kit	218271	
	MBP/MSP Top Seal NEW	234817	
	HDPE Tubing NEW	114348	1/4 in. OD x .040 in. Wall x 500 ft.
	Polypropylene Tubing	601060	1/4 in. OD x 3/16 in. ID x 500 ft.
	FEP Tubing	214252	1/4 in. OD x 3/16 in. ID x 100 ft.



Designed for setting small diameter groundwater monitoring wells, prepacked screens consist of a standard, slotted PVC well screen pipe surrounded by a stainless steel mesh. Sand is prepacked around the slotted PVC before the well screen is installed, guaranteeing sand will be located directly around the well screen for quicker more efficient groundwater monitoring well installation.

Key Features

- No cuttings generated during installation
- Well seal and grouting meet EPA and ASTM D-5092 method requirements
- Minimal disturbance of natural formation conditions
- Minimal development and purge water generated for sampling, reducing time requirements and disposal costs
- Uses standard above-ground or flush-mount well protectors

Prepack Accessories

Components	Part	MN	Notes
	Well Cover	601074	4 in. OD x 12 in. LG, Aluminum
	Well Cover	601077	7 in. OD x 10 in. LG, Iron
	Tubing Check Valve	214063	5/8 in. OD Tubing
	Tubing Check Valve	214064	1/4 in. OD Tubing
	Tubing Check Valve	214062	1/2 in. OD Tubing
	Tubing Check Valve	214061	3/8 in. OD Tubing
	Polypropylene Tubing	601060	1/4 in. OD x 3/16 in. ID x 500 ft.
	Teflon Tubing	601061	1/4 in. OD x 3/16 in. ID x 500 ft.
	LDPE Tubing	601062	1/4 in. OD x 3/16 in. ID x 500 ft.
	PE Tubing	601063	3/8 in. OD x 1/4 in. ID x 500 ft.
	PE Tubing	601067	1/2 in. OD x 3/8 in. ID x 500 ft.
	PE Tubing	601068	5/8 in. OD x 1/2 in. ID x 100 ft.
	Sand Silica 20-40 Mesh	213876	75 lb. Bucket

0.75 in. Prepacks

Components	Part	MN	Notes
	Prepack	203095	0.75 in. ID x 1.4 in. OD x 60 in.
	PVC Slotted Pipe	203101	0.75 x 60 in. (0.01-in. slot width)
	PVC Riser	201813	0.75 in. x 60 in.
	PVC Bottom Plug	202059	0.75 in.
	Top Cap Black Vinyl	600148	.75 in. Riser
	Well Plug	601079	0.75 in. Riser, Non-locking, SCH 40
	Well Plug	601078	0.75 in. Riser, Locking, SCH 40
	O-Ring (0.75 PVC Riser)	214070	Quantity: 25
	3.25 in. Expendable Steel Point	213788	2.45 in. OD

1.0 in. Prepacks

Components	Part	MN	Notes
	Prepack	203096	1 in. ID x 2.5 in. OD x 60 in.
	PVC Slotted Pipe	202135	1 in. x 60 in. (0.01-in. slot width)
	PVC Riser	202136	1 in. x 60 in.
	PVC Bottom Plug	202137	1 in.
	Well Plug	601071	1 in. Riser, Locking, SCH 40
	Top Plug Red LDPE	114968	1 in. Riser
	O-Ring (1.0 PVC Riser)	102256	Quantity: 25
	3.25 in. Expendable Steel Point	213798	3.57 in. OD

1.5 in. Prepacks

Components	Part	MN	Notes
	Prepack	203079	1.5 in. ID x 2.5 in OD x 60 in.
	PVC Slotted Pipe	203080	1.5 in. x 60 in. (0.01-in. slot width)
	PVC Riser	203081	1.5 in. x 60 in.
	PVC Bottom Plug	203082	1.5 in.
	Well Plug	601072	1.5 in. Riser, Locking, SCH 40
	Top Plug Red LDPE	115080	1.5 in. Riser
	O-Ring (1.5 PVC Riser)	102881	Quantity: 25
	3.25 in. Expendable Steel Point	213798	3.57 in. OD

2.0 in. Prepacks

Components	Part	MN	Notes
	Prepack	206644	2 in. ID x 3.4 in. OD x 60 in.
	Slim Prepack	220282	2 in. ID x 2.8 in. OD x 60 in. (for 3.75 rods)
	PVC Riser	104378	2 in. x 60 in.
	PVC Slotted Pipe	104852	2 in. x 60 in. (0.01-in. slot width - no groove)
	PVC Bottom Plug	104397	2 in.
	Well Plug	601073	2 in. Riser, Locking, SCH 40
	Well Development Tool	116290	2 in., PVC
	LDPE Plug	115052	2 in. Riser
	4.5 in. Expendable Point Steel	207735	5 in. OD
	3.75 in. Expendable Point	219601	Use with Slim Prepacks

2 in. Prepack (206644) inside 4.5-in. Probe Rod



2 in. Slim Prepack (220282) inside 3.75-in. Probe Rod

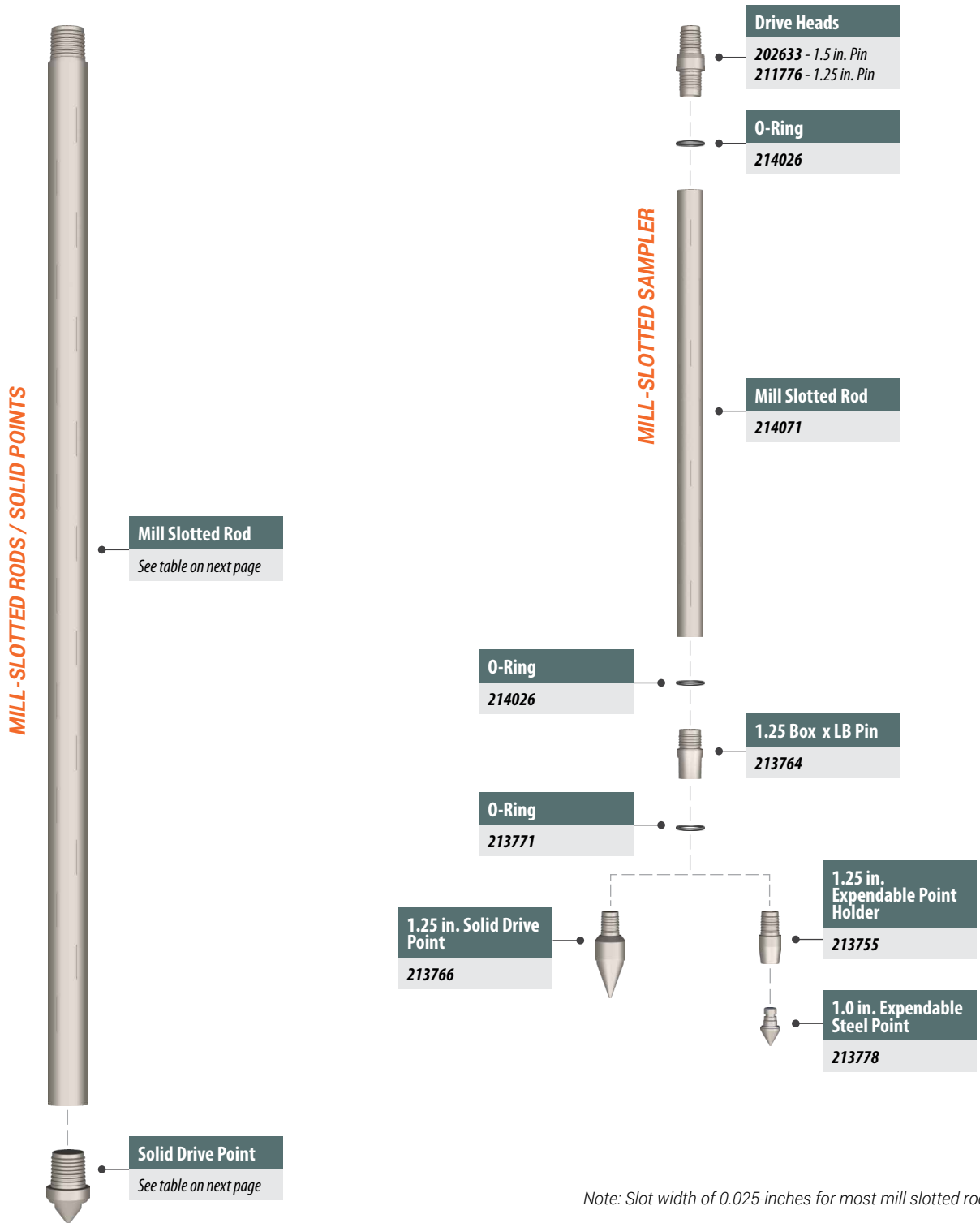
Mill-Slotted Rods (1.25 in. and larger)

geoprobe.com/mill-slotted



785-825-1842





Mill-Slotted Rods are available in multiple sizes and lengths to collect water samples through sands and also sample multiple depths in one push. The durable groundwater sampler is designed for water profiling in sand and gravel.






Note: Slot width of 0.025-inches for most mill slotted rods.

MILL-SLOTTED RODS / SOLID POINTS



Mill-Slotted Rods

Components	Part	MN	Notes
 48 in.	Mill Slotted Rod	202832	3.25 in. OD x 48 in.
 60 in.	Mill Slotted Rod	213355	2.25 in. OD x 60 in.
 1M	Mill Slotted Rod	206865	2.25 in. OD x 1 m
 60 in.	Mill Slotted Rod	205029	1.5 in. OD x 60 in.

Solid Drive Points



Components	Part	MN	Notes
	3.25 in. Solid Drive Point	201273	3.5 in. OD
	2.25 in. Solid Drive Point	204764	2.5 in. OD
	1.5 in. Solid Drive Point	203909	1.5 in. OD

TUBING



Components	Part	MN	Notes
 500 ft.	PE Tubing	607063	3/8 in. OD x 1/4 in. ID x 500 ft.
	Tubing Check Valve	214061	3/8 in. OD Tubing

MILL-SLOTTED SAMPLER




Drive Heads

Components	Part	MN	Notes
	SP16 Drive Head	202633	1.5 Pin, .625 in. Bore
	SP Drive Head	211776	1.25 Pin, 1.63 in. OD




Mill-Slotted Rods / Adapters

Components	Part	MN	Notes
 24 in.	Mill Slotted Rod	214071	1.5 in. OD x 24 in. LB Box
	1.25 Box x LB Pin	213764	1.68 in. S-S

Points / Holders

Components	Part	MN	Notes
	1.25 in. Solid Drive Point	213766	1.75 in. OD
	1.25 in. Expendable Point Holder	213755	1.25 in. OD 0.625 in. ID
	1.0 in. Expendable Steel Point	213778	1.1 in. OD

O-Rings

Components	Part	MN	Notes
 25	O-Ring (Drive Head)	214026	Quantity: 25
 25	O-Ring (1.25 in. Probe Rod)	213771	Quantity: 25
 25	O-Ring (2.25 in. Probe Rod)	213790	Quantity: 25

S-S (Shoulder to Shoulder)