


Components	Part	MN	Notes
	2.25 in. Slotted Drive Cap	211798	GH60, Threadless
	2.25 in. Pull Cap	219263	Slotted
	2.25 in. Slotted Drive Adapter	209807	
	2.25 in. Probe Rod	204767	60 in.
		204766	48 in.
		206706	36 in.
		206588	24 in.
		204778	1 m
	O-Ring (2.25 in. Probe Rod)	213790	Quantity: 25
	2.25 in. Water Seal Drive Head	209796	2.75 in. OD
	2.25 in. Water Seal Drive Head	212089	2.25 in. OD
	2.25 Connection Tube Standard	219455	
	Rod Wiper Weldment	204387	
	Rod Wiper Donut	600412	2.25 in. (Weldment: 204387)
	RG Handle Assembly	205664	2.25 in., GH60
	RG Jaw	205565	2.25 in., GH60
	Drive Cushion	221775	Use with GH60 Drive Cap
	31 Series GH60 Drive Cushion Asm*	239873	

* For use with 31GT machines only. Requires 239729 change-out on some machines. Call for compatibility.

Probes

Components	Part	MN	Notes
	MIHPT Probe	214117	2.25 in.
	HPT Probe	214097	2.25 in.
	2.25 in. HPT Groundwater Sampler	216100	

geoprobe.com/di-probe-rods




Components	Part	MN	Notes
	1.75 in. Slotted Drive Cap	220125	GH60, Threadless
	1.75 in. Slotted Drive Cap	221243	GH40, Threadless
	1.75 in. Pull Cap	221276	Slotted
	1.75 in. Probe Rod	220032	60 in.
	1.75 in. Probe Rod	220746	48 in.
	1.75 in. Drive Head	220130	1.75 Box x 1.75 Pin
	1.75 Connection Tube With Friction Reducer	225827	2.13 in. OD
	1.75 in. Connection Tube	219594	
	Connection Tube LB Pin and Box	206304	
	1.75 in. Drive Head	220966	LB Box x 1.75 Pin
	Rod Wiper Weldment	204387	
	Rod Wiper Donut	600341	1.25 in. / 1.5 in. / 1.75 in.
	RG Handle Assembly	220912	1.75 in., GH60
	RG Jaw	220259	1.75 in., GH60
	Drive Cushion	221775	Use with GH60 Drive Cap
	Drive Cushion Bottom Plate	204117	GH40
	31 Series GH60 Drive Cushion Asm*	239873	NEW

* For use with 31GT machines only. Requires 239729 change-out on some machines. Call for compatibility.

Probes

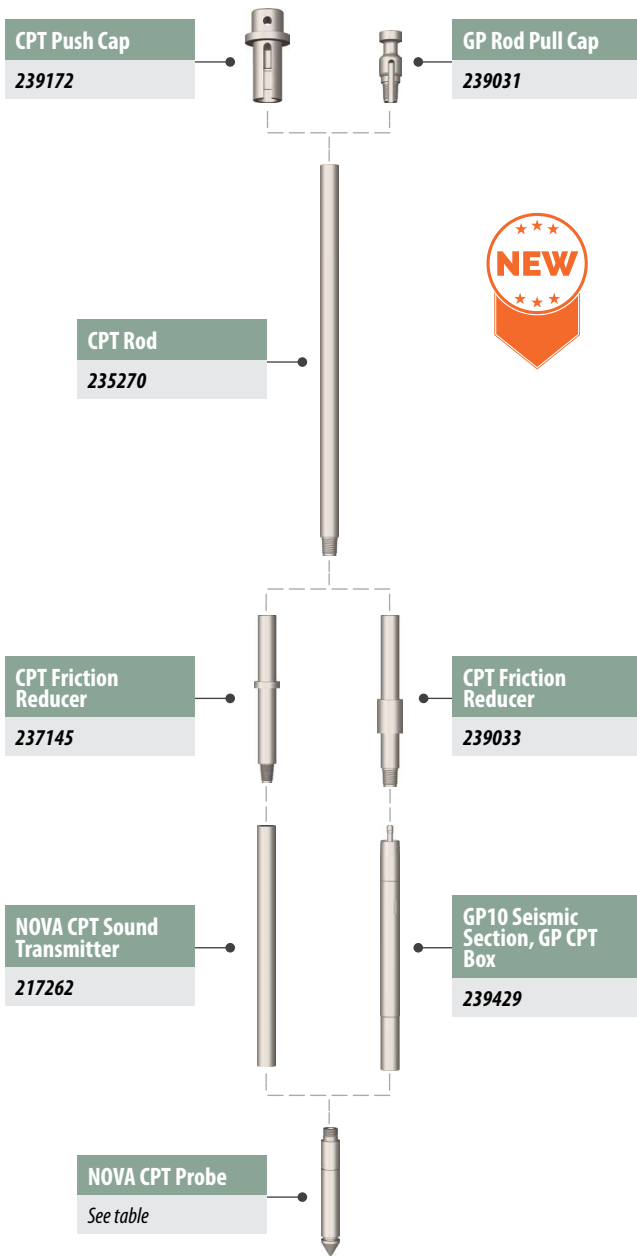
Components	Part	MN	Notes
	MIHPT Probe Square	226720	1.75 in.
	OIHPT-UV Probe	227466	UV275
	OIHPT-G Probe	231346	GL525
	HPT Probe	226553	1.75 in.



Components	Part	MN	Notes
	Drive Cap Adapter	202719	GH40 to GH60 Series
	1.5 in. Drive Cushion	206609	Slotted, Threadless
	1.5 in. Slotted Drive Cap	202743	GH40, Threaded
	1.5 in. Pull Cap	202630	Slotted
	1.5 in. Probe Rod	201682	60 in.
		202248	48 in.
		207261	36 in.
		202715	24 in.
		203193	1 m
	1.75 in. Drive Head	220545	1.75 Box x 1.5 Pin
	1.75 in. Connection Tube	219594	
	Connection Tube LB Pin and Box	206304	
	LB Box x 1.5 Pin	203794	3.73 in. S-S
	Rod Wiper Weldment	204387	
	Rod Wiper Donut	600341	1.25 in. / 1.5 in. / 1.75 in.
	RG Handle Assembly	202724	1.25 in. / 1.5 in., GH60
	RG Jaw	202660	1.25 in. / 1.5 in., GH60
	Drive Cushion	204278	Use with GH40 Drive Cap

Probes

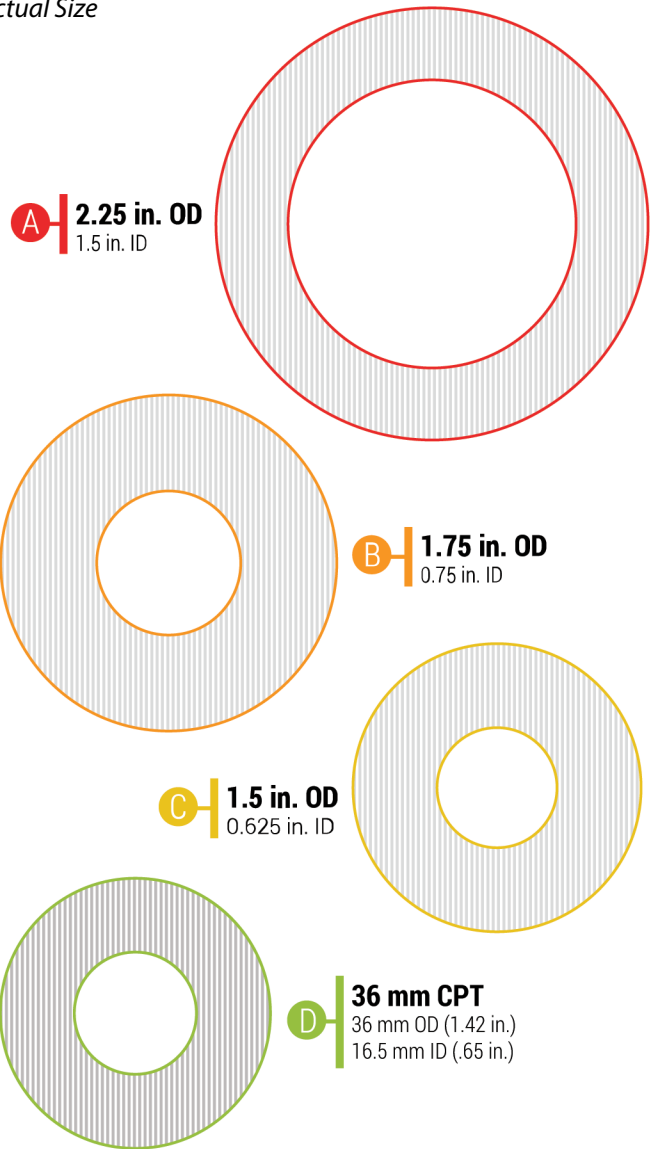
Components	Part	MN	Notes
	MIHPT Probe Square	226720	1.75 in.
	OIHPT-UV Probe	227466	UV275
	OIHPT-G Probe	231346	GL525
	HPT Probe	226553	1.75 in.



Components	Part	MN	Notes
	CPT Push Cap	NEW 239172	GH60, hammer face
	GP Rod Pull Cap	NEW 239031	Slotted, pin down
	CPT Rod	NEW 235270	36 mm x 1 m GP, rope thread
	CPT Friction Reducer	NEW 237145	CPT/GP Box, 2 in. OD
	CPT Friction Reducer	NEW 239033	GP/GP, 12 in., 2 in. OD
	CPT Friction Reducer	NEW 114937	SPL/SPL Ring
	NOVA CPT Sound Transmitter	217262	Cordless CPT 10cm ²

geoprobe.com/di-probe-rods

Actual Size



Components	Part	MN	Notes
	GP10 Seismic Section, GP CPT Box	NEW 239429	Use with CPT rods
	Rod Wiper Donut	600341	1.25 in. / 1.5 in. / 1.75 in.
	RG Handle Assembly	202724	1.25 in. / 1.5 in., GH60

Probes

Components	Part	MN	Notes
	NOVA CPT Probe	216975	Q=100 FS=1.0 U=2
	NOVA CPT Cable Probe	216954	100, 1.0, 2.0, Tilt
	NOVA CPT Probe	216951	100, 1.0, 5.0, Tilt (Custom)