

# Soil Sampling Systems (Direct Push)

[geoprobe.com/dp-sampling](http://geoprobe.com/dp-sampling)

Direct push soil sampling tools do not remove cuttings from the bore hole but depend on specialty designed soil samplers that are advanced through unconsolidated soil formations via static weight and percussion energy. Benefits include the ability to recover continuous soil cores through holes barely larger than the core itself, the absence of cuttings, and the ability to recover cores using relatively small and highly mobile machinery.


Single Rod Systems are robust, dependable, and efficient methods at collecting shallow soil samples. At less than 20 feet, they are hard to beat! Single rod soil samplers for soil profiles include Macro-Core® and LB.

Dual Tube Sampling Systems are efficient methods of collecting continuous soil cores with the added benefit of a cased hole. Our line of Dual Tube Soil Sampling System include: DT22, DT325, DT37, DT45, and DT60.

## What's New

- *DT22 Dual Punch Liners*  
(works with detent or standard drive head)
- *Stronger core catcher attachment*
- *Improved 3.75 tooling for easier rock coring*  
(increased inside diameter overbore to a depth of 5 inches)

**INDUSTRY  
FIRST**



1  
9  
9  
1

Geoprobe®  
GH40  
Percussion  
Hammer


**INDUSTRY  
FIRST**



1  
9  
9  
3

Macro-Core® Soil  
Sampling System


**INDUSTRY  
FIRST**



1  
9  
9  
8

Geoprobe®  
GH60  
Percussion  
Hammer





The LB Sampler is a single tube, piston-sealed, direct push device for collecting discrete interval samples of unconsolidated materials at depth.

### Key Features

- No drill cuttings are generated
- Primarily used for manual sampling applications
- Capable of recovering a discrete sample core

### Sampling Components

Components	Part	MN	Notes
	LB Stop Pin	213811	9/16 in. THD
	LB Drive Head	202581	1.5 in. Pin, 9/16 Stop Pin, Thd
	LB Drive Head	213808	1.25 in. Pin, 9/16 Stop Pin, Thd
	LB Piston Rod	213826	9/16 in. Thd
	LB Piston Point	213824	9/16 in. Thd
	LB Sample Tube	213822	
	LB Liner	213827	CAB, Quantity: 100
	LB Cutting Shoe	213817	

### Extension Rods

Components	Part	MN	Notes
	Extension Rod Handle	213837	
	Extension Rod Quick Link Box	213839	
	Extension Rod Quick Link Pin	213838	
	Extension Rod	201352	60 in. Stainless Steel
	Extension Rod	213833	48 in. Stainless Steel
	Extension Rod Centering Plug	213834	

### Accessories

Components	Part	MN	Notes
	LB Vinyl End Caps	213816	100 Pair
	O-Ring (LB Stop Pin 9/16 in. Thread)	213812	Quantity: 25
	Tap 9/16 in. Reverse THD	600977	
	Die and Handle Kit	213814	9/16 in. Thd
	LB Cutting Shoe Wrench	213831	
	Nylon Brush	601002	LB Tools
	O-Ring Pick	213743	

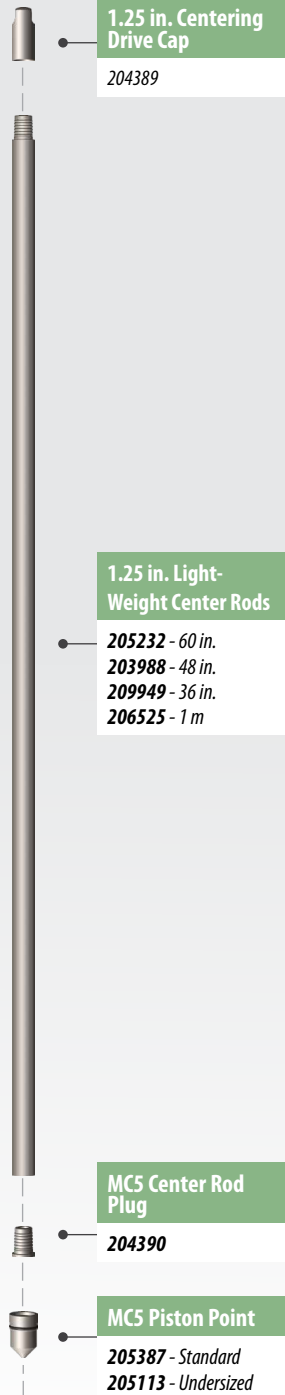


Our Macro-Core® MC5 Soil Sampling System is a single tube, discrete or continuous core sampler system with unmatched durability. The MC5 1.25 in. Center Rod System was designed for the absolute worst of the worst direct push sampling conditions. Coupled with Light-Weight Center Rods, soil core sampling got faster and easier!


### Key Features

- Robust thread design
- Discrete & continuous soil sampling
- Quick operation (no stop-pins required)

DISCRETE SAMPLING OPTION



OUTER ROD STRING



### MC5 Liner

600131 - 60 in.  
600993 - 48 in.  
213872 - 36 in.  
213873 - 24 in.  
213874 - 1 m

### MC5 Liner Core Catcher

213856 - Qty: 28  
600989 - Qty: 100

### MC5 Liner Spacer


213857 - Qty: 66  
600988 - Qty: 500

### MC5 Cutting Shoe


See table on next page

Core catchers and liner spacers are not used with the extended shank cutting shoe.






Drive Caps & Drive Head

Components	Part	MN	Notes
	2.25 in. Drive Cap	206249	GH60, Threadless
	2.25 in. Drive Cap	206187	GH40, Threadless
	MC5 Drive Head	205475	2.25 Center Rod, 2.375 OD


MC5 Sample Tubes

Components	Part	MN	Notes
	MC5 Sample Tube	204259	60 in.
		204218	48 in.
		204550	36 in.
		215665	24 in.
		204551	1 m


Liners & Accessories

Components	Part	MN	Notes
	MC5 Liner	600131	60 in., PVC Quantity: 66
	MC5 Liner	600993	48 in., PVC Quantity: 66
	MC5 Liner	213872	36 in., PVC Quantity: 66
	MC5 Liner	213873	24 in., PVC Quantity: 66
	MC5 Liner	213874	1 m, PVC Quantity: 66
	MC5 Liner Stainless Steel	202873	60 in., SS, Built to Order
	MC5 Liner Stainless Steel	213840	48 in., SS, Built to Order
	MC5 Liner Cutter	213845	
	MC5 Liner Core Catcher	213856	Quantity: 28
	MC5 Liner Core Catcher	600989	Quantity: 100
	MC5 Liner Spacer	213857	Quantity: 66
	MC5 Liner Spacer	600988	Quantity: 500


Cutting Shoes

Components	Part	MN	Notes
	MC5 Cutting Shoe Standard Shank	204217	1.5 in. ID
	MC5 Cutting Shoe Extended Shank	204500	1.5 in. ID, 2.375 in. OD
	MC5 Cutting Shoe Standard Shank	205705	1.35 in. ID, 2.375 in. OD
	MC5 Cutting Shoe Extended Shank	206460	1.35 in. ID, 2.3 in. OD
	MC5 Cutting Shoe Extended Shank	204985	1.25 in. ID, 2.375 in. OD
	MC5 Cutting Shoe Tapered	206560	2.25 in. OD


Discrete Sampling Option

Components	Part	MN	Notes
	1.25 in. Centering Drive Cap	204389	Threadless
	MC5 Center Rod Plug	204390	1.25 in. THD
	MC5 Piston Point	205387	1.5 in. OD w/ O-Ring
	MC5 Piston Point Undersized	205113	1.35 in. OD w/ O-Ring

Light-Weight Center Rods

1.25 in. Light-Weight Center Rods	MN	Length	Weight	OD	ID
	205232	60 in.	6 lbs.	1.25 in.	0.625 in.
	203988	48 in.	5.1 lbs.		
	209949	36 in.	4.2 lbs.		
	206525	1 m	4.5 lbs.		

Accessories

Components	Part	MN	Notes
	O-Ring (MC5 Point, DT22 Point, SP16 SS Screen)	213918	Quantity: 25
	MC5 Vinyl End Caps	213843	66 Pair
	Hydraulic Extruder Adapter	205697	MC5
	Hydraulic Extruder Plunger	203559	MC5
	Nylon Brush	601003	MC5 Tools

MC5 - Step by Step

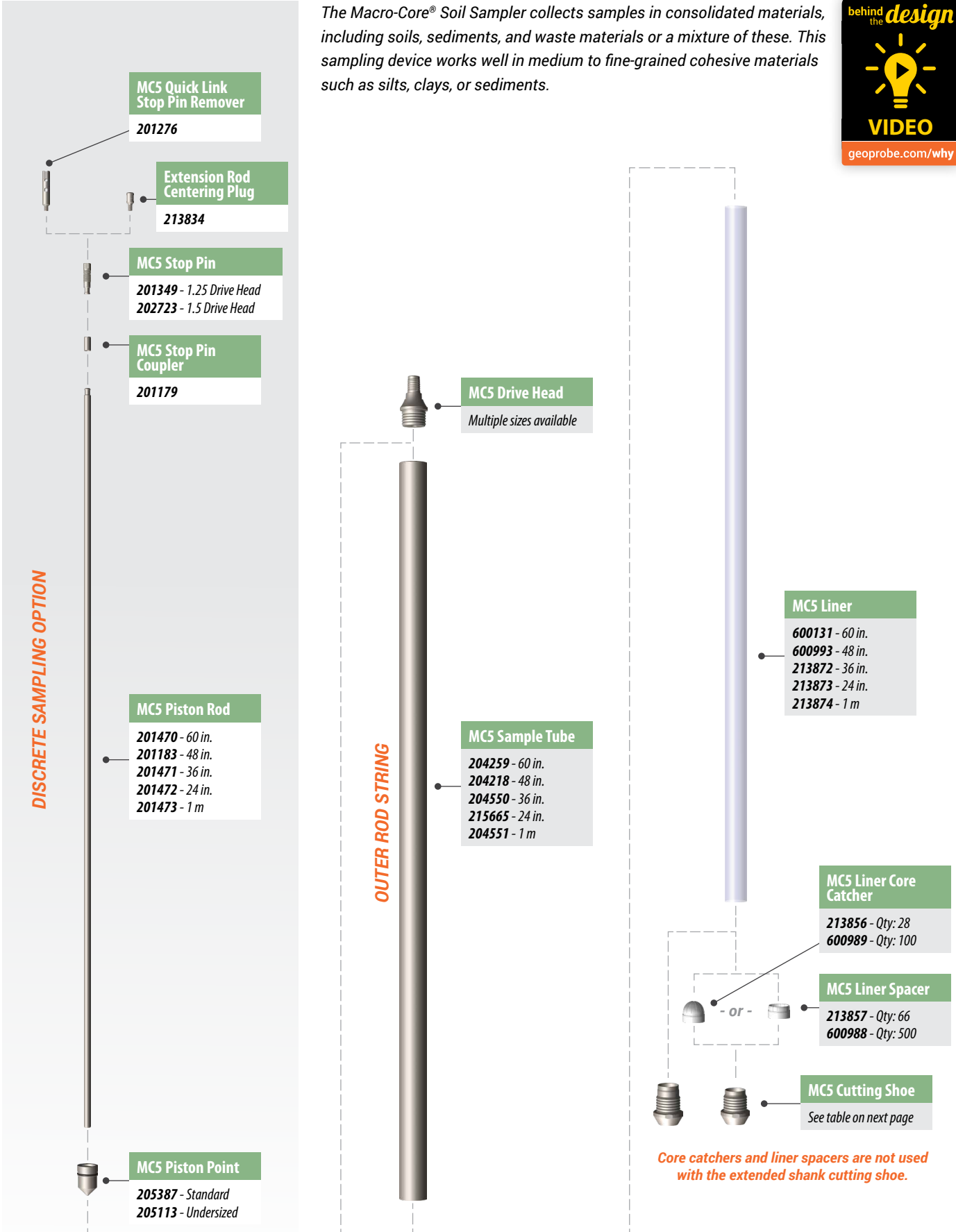
[geoprobe.com/mc5](http://geoprobe.com/mc5)





This video goes through setup and sampling using the Macro-Core® MC5 Soil Sampling System.




The Macro-Core® Soil Sampler collects samples in consolidated materials, including soils, sediments, and waste materials or a mixture of these. This sampling device works well in medium to fine-grained cohesive materials such as silts, clays, or sediments.








Drive Caps & Drive Head

Components	Part	MN	Notes
	MC5 Drive Head	205021	1.25 Pin with SP Thd
		204257	1.5 Pin with SP Thd
		227706	1.75 Pin with SP Thd
	MC5 Drive Head	205372	1.25 Pin with 1/8 Bore
		205371	1.5 Pin with 1/4 Bore



MC5 Sample Tubes

Components	Part	MN	Notes
	MC5 Sample Tube	204259	60 in.
		204218	48 in.
		204550	36 in.
		215665	24 in.
		204551	1 m




Liners & Accessories

Components	Part	MN	Notes
	MC5 Liner	600131	60 in., PVC Quantity: 66
	MC5 Liner	600993	48 in., PVC Quantity: 66
	MC5 Liner	213872	36 in., PVC Quantity: 66
	MC5 Liner	213873	24 in., PVC Quantity: 66
	MC5 Liner	213874	1 m, PVC Quantity: 66
	MC5 Liner Stainless Steel	202873	60 in., SS, Built to Order
	MC5 Liner Stainless Steel	213840	48 in., SS, Built to Order
	MC5 Liner Cutter	213845	
	MC5 Liner Core Catcher	213856	Quantity: 28
	MC5 Liner Core Catcher	600989	Quantity: 100
	MC5 Liner Spacer	213857	Quantity: 66
	MC5 Liner Spacer	600988	Quantity: 500








Rods

Components	Part	MN	Notes
	MC5 Piston Rod	201470	60 in.
		201183	48 in.
		201471	36 in.
		201472	24 in.
		201473	1 m
	Extension Rod	201352	60 in., Stainless Steel
		213833	48 in., Stainless Steel

Cutting Shoes

Components	Part	MN	Notes
	MC5 Cutting Shoe Standard Shank	204217	1.5 in. ID
	MC5 Cutting Shoe Extended Shank	204500	1.5 in. ID, 2.375 in. OD
	MC5 Cutting Shoe Standard Shank	205705	1.35 in. ID, 2.375 in. OD
	MC5 Cutting Shoe Extended Shank	206460	1.35 in. ID, 2.3 in. OD
	MC5 Cutting Shoe Extended Shank	204985	1.25 in. ID, 2.375 in. OD
	MC5 Cutting Shoe Tapered	206560	2.25 in. OD

Discrete Sampling Option

Components	Part	MN	Notes
	MC5 Quick Link Stop Pin Remover	201276	
	Extension Rod Centering Plug	213834	
	MC5 Stop Pin	201349	For 1.25 in. Drive Heads, O-Ring: 213812
	MC5 Stop Pin	202723	For 1.5 in. Drive Heads
	MC5 Stop Pin Coupler	201179	
	MC5 Piston Point	205387	1.5 in. OD w/ O-Ring
	MC5 Piston Point Undersized	205113	1.35 in. OD w/ O-Ring

Accessories

Components	Part	MN	Notes
	O-Ring (MC5 Point, DT22 Point, SP16 SS Screen)	213918	Quantity: 25
	O-Ring (LB Stop Pin 9/16 in. Thread)	213812	Quantity: 25
	MC5 Vinyl End Caps	213843	66 Pair
	Hydraulic Extruder Adapter	205697	MC5
	Hydraulic Extruder Plunger	203559	MC5
	Nylon Brush	601003	MC5 Tools
	Extension Rod Handle	213837	
	Extension Rod Quick Link Box	213839	
	Extension Rod Quick Link Pin	213838	
	Tap 9/16 in. Reverse THD	600977	
	Die and Handle Kit	213814	9/16 in. THD
	O-Ring Pick	213743	

# Macro-Core® MC7 Soil Sampling System

[geoprobe.com/mc7](http://geoprobe.com/mc7)



785-825-1842

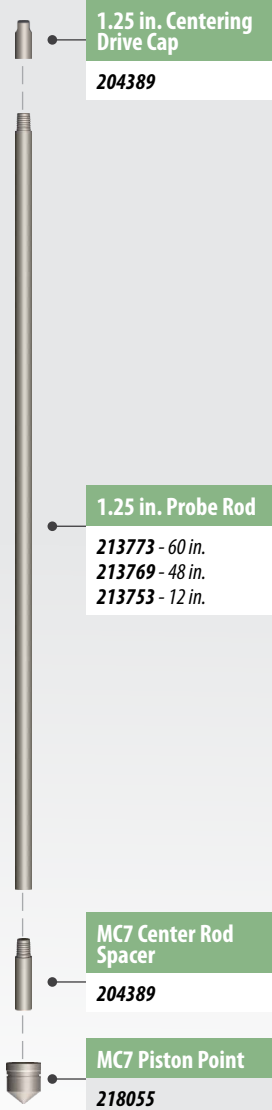


The Macro-Core® MC7 offers a larger diameter soil core, advantageous when sampling in formations such as coarse sands or gravels. An optional piston point allows the core sampler to be advanced through slough and other open bore hole obstructions without collecting material.


## Key Features

- Large diameter soil core
- Robust thread design
- Continuous & discrete soil sampling
- Quick operation (no stop-pins required)
- Core Diameter Size: 2.36-in.

DISCRETE SAMPLING OPTION




OUTER ROD STRING



**Drive Caps & Drive Heads**

Components	Part	MN	Notes
	<b>2.25 in. Drive Cap</b>	206249	GH60, Threadless
	<b>MC7 Sample Drive Head</b>	211889	




**2.25 in. Probe Rods**

2.25 in. Probe Rod	MN	Length	Weight	OD	ID
	204767	60 in.	37.5 lbs.	2.25 in.	1.5 in.
	204766	48 in.	30 lbs.		
	204777	12 in.	7.5 lbs.		

**MC7 Sample Tubes**

Components	Part	MN	Notes
	<b>MC7 Sample Tube</b>	216885	72 in., Built to Order
		211838	60 in.
		216883	48 in.




**Liners & Accessories**

Components	Part	MN	Notes
	<b>DT45 / MC7 Liner</b>	600720	72 in., PVC Built to Order Quantity: 18
	<b>DT45 / MC7 Liner</b>	600719	60 in., PVC Quantity: 18
	<b>DT45 / MC7 Liner</b>	600721	48 in., PVC Quantity: 18
	<b>DT45/MC7 Liner Cutter</b>	206987	
	<b>DT45 Core Catcher</b>	207000	
	<b>DT45 Core Catcher Bypass Ring</b>	210856	


**Cutting Shoes**

Components	Part	MN	Notes
	<b>MC7 Cutting Shoe</b>	216121	






**Discrete Sampling Option**

Components	Part	MN	Notes
	<b>1.25 in. Centering Drive Cap</b>	204389	Threadless
	<b>MC7 Center Rod Spacer</b>	216119	
	<b>MC7 Piston Point</b>	218055	O-Ring: 203598

**1.25 in. Probe Rods**

1.25 in. Probe Rod	MN	Length	Weight	OD	ID
	213773	60 in.	15.5 lbs.	1.25 in.	0.625 in.
	213769	48 in.	12.4 lbs.		
	213753	12 in.	3.1 lbs.		

**Accessories**

Components	Part	MN	Notes
	<b>O-Ring</b>	102981	
	<b>DT45 Retainer / MC7 Cutting Shoe Wrench</b>	205773	
	<b>DT45 / MC7 Vinyl End Caps</b>	207439	18 Pair
	<b>Hydraulic Extruder Adapter</b>	206639	DT45 / MC7
	<b>Hydraulic Extruder Plunger</b>	206317	DT45 / MC7



# DT22 Soil Sampling System

geoprobe.com/dt22

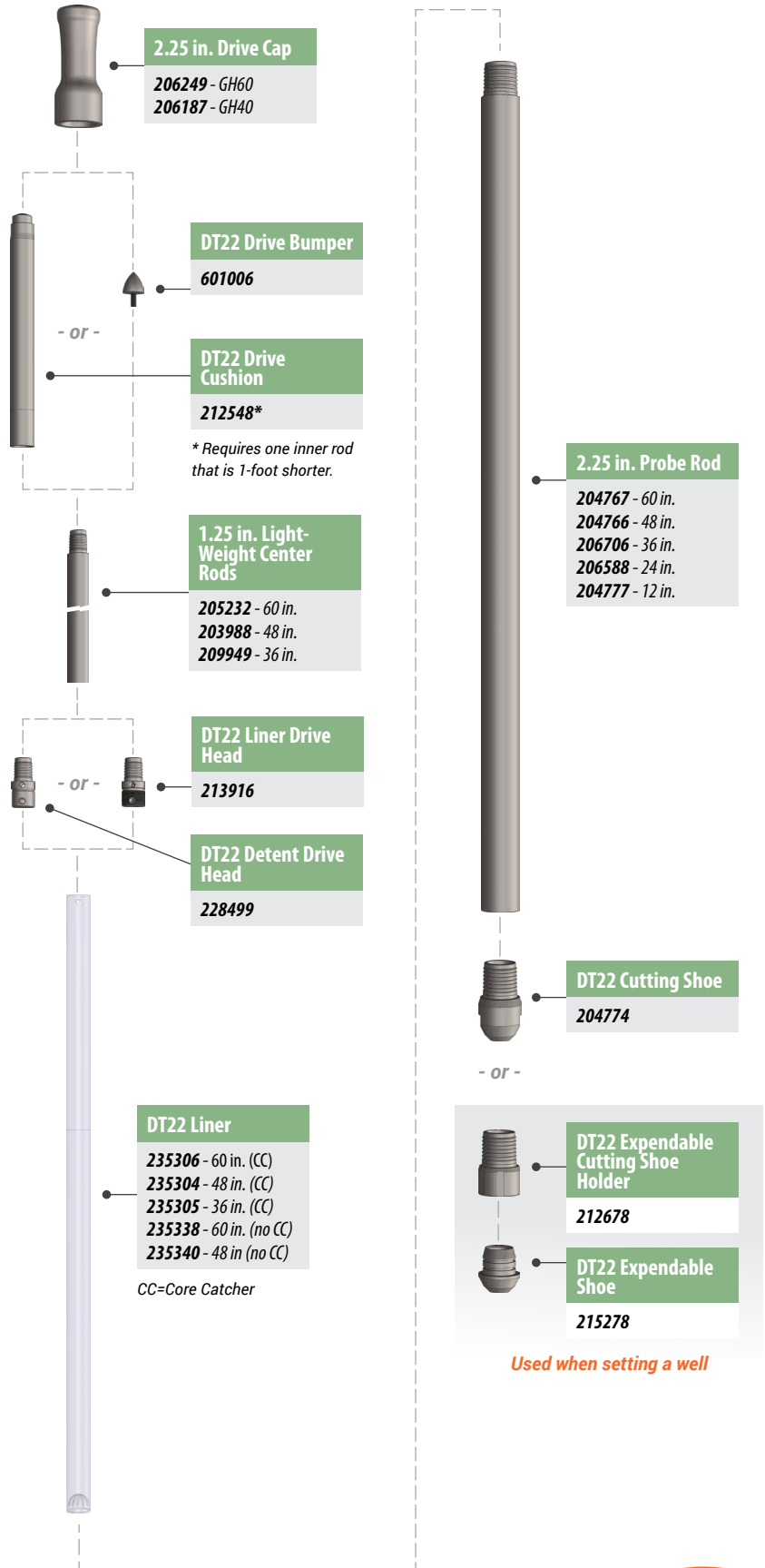
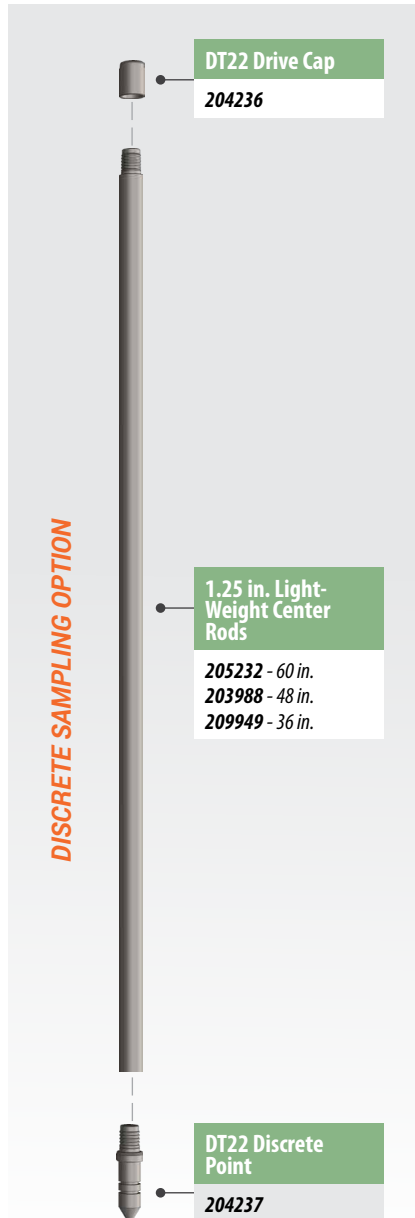


785-825-1842


DT22 Soil Sampling System is a dual tube soil sampling system used for collecting continuous core samples of unconsolidated materials from within a sealed casing.

### Key Features


- Uses 2.25-in probe rods as outer casing
- Uses 1.25-in. Light Weight Center Rods for core extraction
- Collects continuous soil cores through a cased probe hole preventing any cross contamination
- Optional expendable cutting shoe for use when setting prepack monitoring wells
- Optional SP22 Groundwater Sampler used in conjunction with DT22
- Core Diameter Size: 1.13-in.




Drive Caps & Cushion

Components	Part	MN	Notes
	2.25 in. Drive Cap	206249	GH60, Threadless
	2.25 in. Drive Cap	206187	GH40, Threadless
	DT22 Drive Cushion	212548	
	DT22 Drive Bumper	601006	



Light-Weight Center Rods

1.25 in. Light-Weight Center Rods	MN	Length	Weight	OD	ID
	205232	60 in.	6 lbs.	1.25 in.	0.625 in.
	203988	48 in.	5.1 lbs.		
	209949	36 in.	4.2 lbs.		


Drive Heads

Components	Part	MN	Notes
	DT22 Liner Drive Head	213916	1.25 Pin
	DT22 Detent Drive Head	228499	1.25 Pin
	DT22 Fishing Tool Head	209428	1.25 Pin


Liners & Accessories

Components	Part	MN	Notes
	<b>NEW</b> DT22 Liner (Core Catcher)	235306	60 in. Quantity: 50
	DT22 Liner (Core Catcher)	235304	48 in. Quantity: 50
	DT22 Liner (Core Catcher)	235305	36 in. Quantity: 50
	DT22 Liner (No Core Catcher)	235338	60 in. Quantity: 50
	DT22 Liner (No Core Catcher)	235340	48 in. Quantity: 50
	DT22 Liner Cutter	205516	


Probe Rods

2.25 in. Probe Rod	MN	Length	Weight	OD	ID
	204767	60 in.	37.5 lbs.	2.25 in.	1.5 in.
	204766	48 in.	30 lbs.		
	206706	36 in.	22.5 lbs.		
	206588	24 in.	15 lbs.		
	204777	12 in.	7.5 lbs.		










Cutting Shoes

Components	Part	MN	Notes
	DT22 Cutting Shoe	204774	1.125 in. ID, 2.375 in. OD
	DT22 Expendable Cutting Shoe Holder	212678	
	DT22 Expendable Shoe	215278	

Discrete Sampling Option

Components	Part	MN	Notes
	DT22 Drive Cap	204236	1.25 in. Rod, Threadless
	DT22 Discrete Point	204237	1.25 in. Pin

Accessories

Components	Part	MN	Notes
	O-Ring (MC5 Point, DT22 Point, SP16 SS Screen)	213918	Quantity: 25
	O-Ring (DT22 Expendable Cutting Shoe)	213913	Quantity: 50
	DT22 Rebuild Kit	213915	For 213916 (DT22 Drive Head)
	DT22 Liner Drive Head Bolt	202221	Quantity: 20
	DT22 Detent Drive Head Rebuild Kit	231158	For 228499 (DT22 Detent Drive Head)
	DT22 Drive Cushion Assist Handle	210804	For use with DT22 Drive Cushion
	DT22 Vinyl End Caps	213909	50 Pair
	Hydraulic Extruder Adapter (DT22)	206471	Pin
	Hydraulic Extruder Plunger	205743	DT22

DT22 Standard Drive Head






DT22 Detent Drive Head



DT22 Overview

[geoprobe.com/dt22](http://geoprobe.com/dt22)



This video shows how the DT22 system can be used for soil sampling.

# DT325 Soil Sampling System

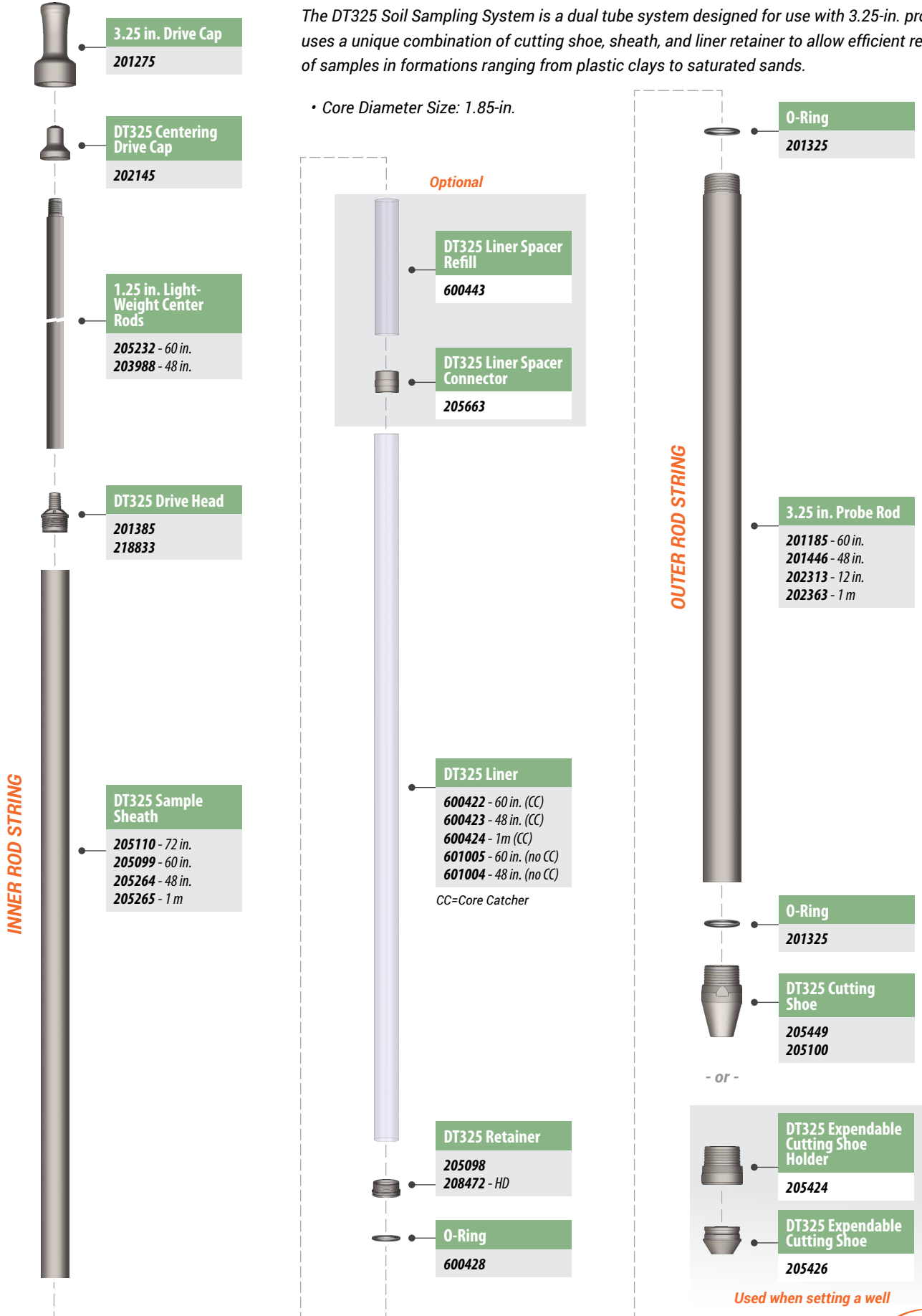
geoprobe.com/dt325



785-825-1842

The DT325 Soil Sampling System is a dual tube system designed for use with 3.25-in. probe rods, uses a unique combination of cutting shoe, sheath, and liner retainer to allow efficient recovery of samples in formations ranging from plastic clays to saturated sands.

• Core Diameter Size: 1.85-in.





Used when setting a well


geoprobe.com



## Drive Caps

Components	Part	MN	Notes
	3.25 in. Drive Cap	201275	GH60, Threadless
	DT325 Centering Drive Cap	202145	1.25 in. Box


## Light-Weight Center Rods

1.25 in. Light-Weight Center Rods	MN	Length	Weight	OD	ID
	205232	60 in.	6 lbs.	1.25 in.	0.625 in.
	203988	48 in.	5.1 lbs.		

## Drive Heads

Components	Part	MN	Notes
	DT325 Drive Head	201385	1.25 in. Pin
	DT325 Drive Head (with Check Ball)	218833	1.25 in. Pin


## Sample Sheath

Components	Part	MN	Notes
		205110	72 in.
		205099	60 in.
		205264	48 in.
		205265	1 m





## Liners &amp; Accessories

Components	Part	MN	Notes
	DT325 Liner Spacer Refill	600443	12 in.
<i>Optional</i>	DT325 Liner Spacer Connector	205663	
	DT325 Liner (Core Catcher)	600422	60 in., PVC Quantity: 42
	DT325 Liner (Core Catcher)	600423	48 in., PVC Quantity: 42
	DT325 Liner (Core Catcher)	600424	1 m, PVC Quantity: 42
	DT325 Liner (No Core Catcher)	601005	60 in., PVC Quantity: 42
	DT325 Liner (No Core Catcher)	601004	48 in., PVC Quantity: 42
	DT325 Liner Cutter	205017	
	DT325 Retainer	205098	O-ring: 600428
	DT325 Retainer HD	208472	No O-ring



## Probe Rods

3.25 in. Probe Rod	MN	Length	Weight	OD	ID
	201785	60 in.	49 lbs.	3.25 in.	2.625 in.
	201446	48 in.	39.2 lbs.		
	202313	12 in.	9.8 lbs.		
	202363	1 m	32.2 lbs.		









## Cutting Shoes

Components	Part	MN	Notes
	DT325 Cutting Shoe	205449	1.85 in. ID, 3.45 in. OD
	DT325 Cutting Shoe	205100	1.75 in. ID, 3.45 in. OD
	DT325 Expendable Cutting Shoe Holder	205424	
	DT325 Expendable Cutting Shoe	205426	1.75 in. ID, 3.25 in. OD





## Discrete Sampling Option

Components	Part	MN	Notes
	DT325 Discrete Point	205450	1.25 in. Pin, 1.85 in. OD
	DT325 Discrete Point	205279	1.25 in. Pin, 1.75 in. OD

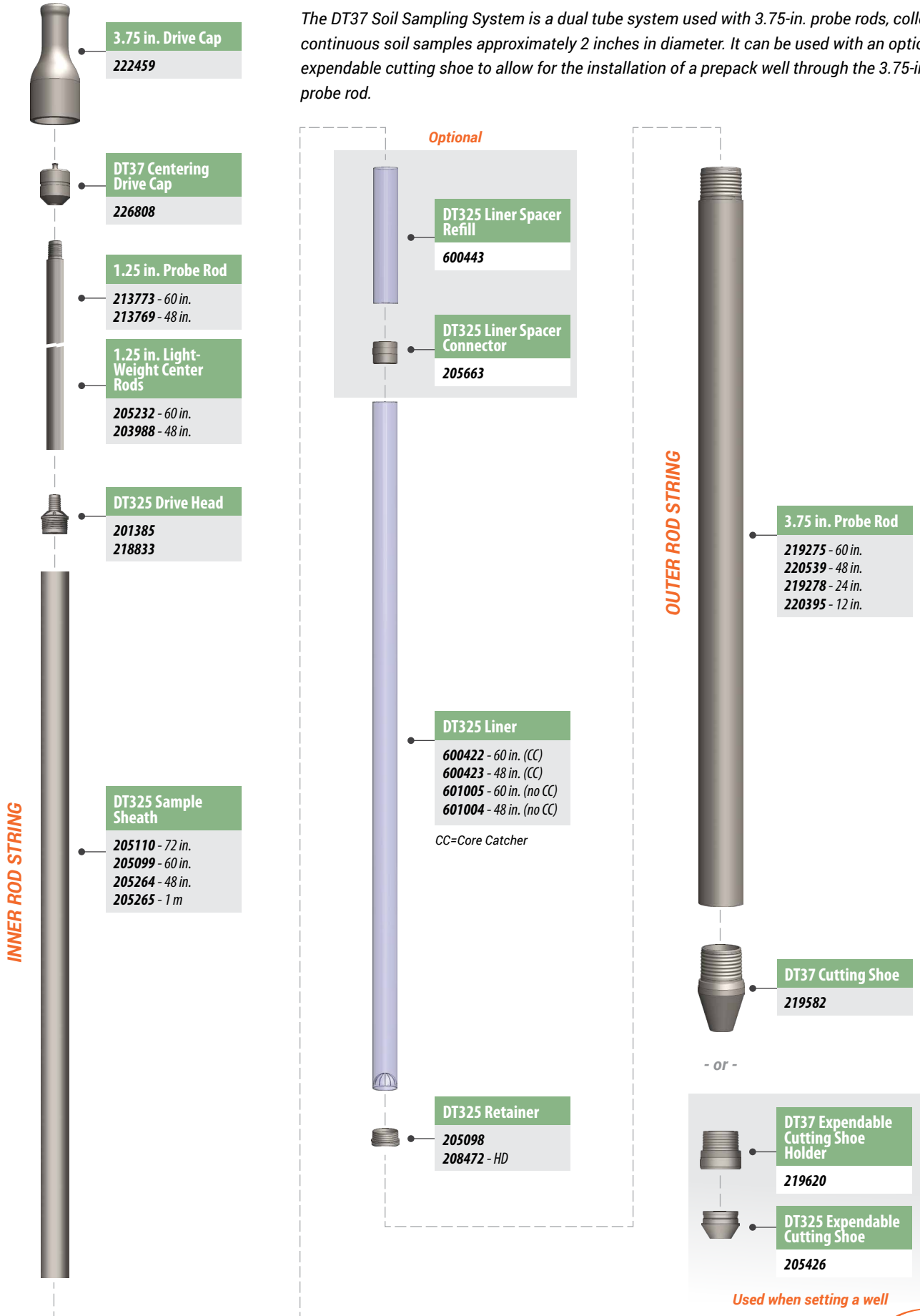
## Accessories

Components	Part	MN	Notes
	O-Ring (DT325 Liner Retainer)	600428	Quantity: 25
	O-Ring (3.25 in. Probe Rod)	201325	Quantity: 25
	O-Ring (DT325 Solid Drive Point)	202366	Quantity: 25
	DT325 Vinyl End Caps	600232	42 Pair
	Hydraulic Extruder Plunger	204499	DT325 / DT37
	Hydraulic Extruder Adapter	204681	DT325 / DT37
	Adjustable Center Rod Clamp	205182	1.25 in. Center Rod
	DT325 Liner Retainer Wrench	205299	

## Lifting / Pulling

Components	Part	MN	Notes
	RG Handle Assembly	201277	3.25 in., GH60
	1.25 in. Leaf Puller	206239	
	3.25 in. Spring Assisted Swivel Lift Cap	235367	Box
	3.25 in. Swivel Lift Cap	207272	Box

The DT37 Soil Sampling System is a dual tube system used with 3.75-in. probe rods, collects continuous soil samples approximately 2 inches in diameter. It can be used with an optional, expendable cutting shoe to allow for the installation of a prepack well through the 3.75-in. probe rod.





Used when setting a well


## Drive Caps

Components	Part	MN	Notes
	<b>3.75 in. Drive Cap</b>	222459	GH60, Threadless
	<b>DT37 Centering Drive Cap</b>	226808	1.25 in. Box


## Probe Rods / Light-Weight Center Rods

1.25 in. Probe Rod	MN	Length	Weight	OD	ID
	213773	60 in.	15.5 lbs.	1.25 in.	0.625 in.
	213769	48 in.	12.4 lbs.		
1.25 in. Light-Weight Center Rods	MN	Length	Weight	OD	ID
	205232	60 in.	6 lbs.	1.25 in.	0.625 in.
	203988	48 in.	5.1 lbs.		






## Drive Heads

Components	Part	MN	Notes
	<b>DT325 Drive Head</b>	201385	1.25 in. Pin
	<b>DT325 Drive Head (with Check Ball)</b>	218833	1.25 in. Pin


## Sample Sheath

Components	Part	MN	Notes
		205110	72 in.
		205099	60 in.
		205264	48 in.
		600443	12 in.




## Liners &amp; Accessories

Components	Part	MN	Notes
 <i>Optional</i>	<b>DT325 Liner Spacer Refill</b>	600443	12 in.
	<b>DT325 Liner Spacer Connector</b>	205663	
	<b>DT325 Liner (Core Catcher)</b>	600422	60 in., PVC (Quantity: 42)
	<b>DT325 Liner (Core Catcher)</b>	600423	48 in., PVC (Quantity: 42)
	<b>DT325 Liner (No Core Catcher)</b>	601005	60 in., PVC (Quantity: 42)
	<b>DT325 Liner (No Core Catcher)</b>	601004	48 in., PVC (Quantity: 42)
	<b>DT325 Liner Cutter</b>	205017	
	<b>DT325 Retainer</b>	205098	O-ring: 600428
	<b>DT325 Retainer HD</b>	208472	No O-ring



## Probe Rods

3.75 in. Probe Rod	MN	Length	Weight	OD	ID
	219275	60 in.	67.5 lbs.	3.75 in.	3 in.
	220539	48 in.	54 lbs.		
	219278	24 in.	27 lbs.		
	220395	12 in.	13.5 lbs.		









## Cutting Shoes

Components	Part	MN	Notes
	<b>DT37 Cutting Shoe</b>	219582	1.85 in. ID, 3.95 in. OD
	<b>DT37 Expendable Cutting Shoe Holder</b>	219620	
	<b>DT325 Expendable Cutting Shoe</b>	205426	1.75 in. ID, 3.25 in. OD





## Discrete Sampling Option

Components	Part	MN	Notes
	<b>DT325 Discrete Point</b>	205450	1.25 in. Pin, 1.85 in. OD
	<b>DT325 Discrete Point</b>	205279	1.25 in. Pin, 1.75 in. OD

## Accessories

Components	Part	MN	Notes
	<b>O-Ring (DT325 Liner Retainer)</b>	600428	Quantity: 25
	<b>O-Ring (DT325 Solid Drive Point)</b>	202366	Quantity: 25
	<b>DT325 Vinyl End Caps</b>	600232	42 Pair
	<b>Hydraulic Extruder Plunger</b>	204499	DT325 / DT37
	<b>Hydraulic Extruder Adapter</b>	204681	DT325 / DT37
	<b>Adjustable Center Rod Clamp</b>	205182	1.25 in. Center Rod
	<b>DT325 Liner Retainer Wrench</b>	205299	
	<b>Rod Wiper Donut</b>	112826	3.75 in. (Weldment: 204387)

## Lifting / Pulling

Components	Part	MN	Notes
	<b>RG Handle Assembly</b>	220413	3.75 in., GH60
	<b>1.25 in. Leaf Puller</b>	206239	
	<b>3.75 in. Spring Assisted Swivel Lift Cap</b>	234939	Box
	<b>3.75 in. Swivel Lift Cap</b>	220370	Box

## 3.75 in. Overview

[geoprobe.com/3.75](http://geoprobe.com/3.75)

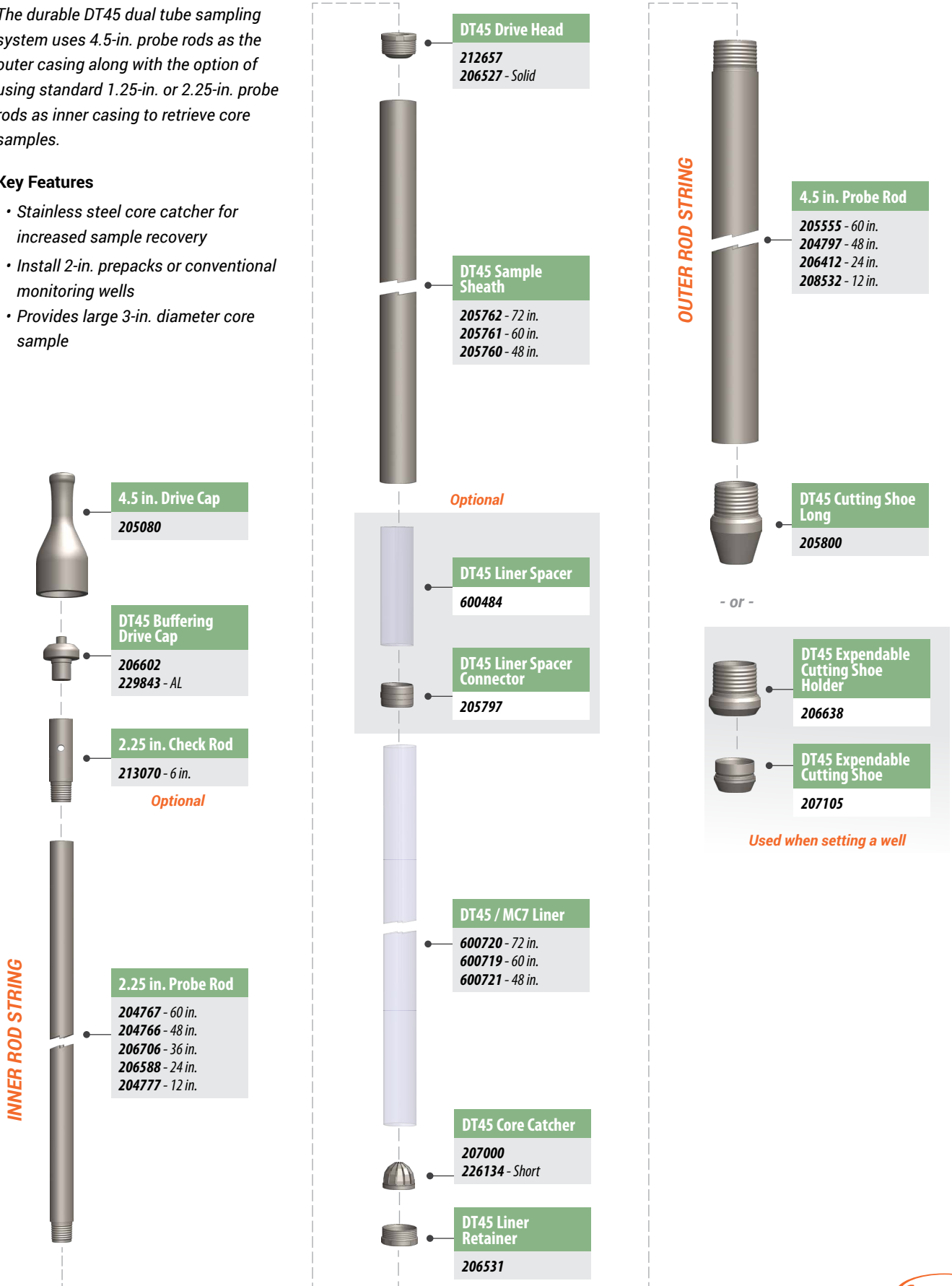


This video reviews the capabilities of Geoprobe® 3.75-in. tooling.




The durable DT45 dual tube sampling system uses 4.5-in. probe rods as the outer casing along with the option of using standard 1.25-in. or 2.25-in. probe rods as inner casing to retrieve core samples.

### Key Features



- Stainless steel core catcher for increased sample recovery
- Install 2-in. prepacks or conventional monitoring wells
- Provides large 3-in. diameter core sample






Drive Caps

Components	Part	MN	Notes
	<b>4.5 in. Drive Cap</b>	205080	GH60, Threadless
	<b>DT45 Buffering Drive Cap</b>	206602	2.25 in. Pin
	<b>DT45 AL Buffering Drive Cap</b>	229843	2.25 in. Pin

Probe Rods

2.25 in. Probe Rod	MN	Length	Weight	OD	ID
	204767	60 in.	37.5 lbs.	2.25 in.	1.5 in.
	204766	48 in.	30 lbs.		
	206706	36 in.	22.5 lbs.		
	206588	24 in.	15 lbs.		
	204777	12 in.	7.5 lbs.		
	213070	6 in.	<b>2.25 in. Check Rod</b> (Nylon Ball: 101120, Spring Pin: 106971)		

Drive Heads

Components	Part	MN	Notes
	<b>DT45 Drive Head (with Check Ball)</b>	212657	
	<b>1.25 in. Nylon Ball</b>	101120	
	<b>DT45 Solid Drive Head</b>	206527	<b>NEW</b>


Sample Sheath

Components	Part	MN	Notes
		205762	72 in.
	<b>DT45 Sample Sheath</b>	205761	60 in.
		205760	48 in.




Liners & Accessories

Components	Part	MN	Notes
	<b>DT45 Liner Spacer</b>	600484	12 in.
<b>Optional</b>	<b>DT45 Liner Spacer Connector</b>	205797	
	<b>DT45 / MC7 Liner</b>	600720	72 in., PVC, Built to Order, Quantity: 18
	<b>DT45 / MC7 Liner</b>	600719	60 in., PVC, Quantity: 18
	<b>DT45 / MC7 Liner</b>	600721	48 in., PVC, Quantity: 18
	<b>DT45/MC7 Liner Cutter</b>	206987	
	<b>DT45 Core Catcher</b>	207000	
	<b>DT45 Core Catcher</b>	226134	Short
	<b>DT45 Core Catcher Bypass Ring</b>	210856	
	<b>DT45 Liner Retainer</b>	206531	

Probe Rods

4.5 in. Probe Rod	MN	Length	Weight	OD	ID
	205555	60 in.	82.5 lbs.	4.5 in.	3.75 in.
	204797	48 in.	66 lbs.		
	206412	24 in.	33 lbs.		
	208532	12 in.	16.5 lbs.		







Cutting Shoes

Components	Part	MN	Notes
	<b>DT45 Cutting Shoe Long</b>	205800	2.94 in. ID 5.0 in. OD
	<b>DT45 Expendable Cutting Shoe Holder</b>	206638	5.0 in. OD
	<b>DT45 Expendable Cutting Shoe</b>	207105	2.94 in. ID






Discrete Sampling Option

Components	Part	MN	Notes
	<b>DT45 Centering Drive Cap</b>	206538	2.25 in. Rods
	<b>DT45 Discrete Point</b>	206901	2.25 in. Rod

Accessories

Components	Part	MN	Notes
	<b>O-Ring (4.5 in. Probe Rod)</b>	104730	Quantity: 25
	<b>DT45 / MC7 Vinyl End Caps</b>	207439	18 Pair
	<b>Hydraulic Extruder Plunger</b>	206317	DT45 / MC7
	<b>Hydraulic Extruder Adapter</b>	206639	DT45 / MC7
	<b>DT45 Retainer / MC7 Cutting Shoe Wrench</b>	205773	
	<b>Rod Wiper Donut</b>	600448	4.5 in. (Weldment: 204387)

Lifting / Pulling

Components	Part	MN	Notes
	<b>2.25 in. Leaf Puller</b>	206643	Holds 2.125 or 2.25 rods
	<b>2.25 in. Spring Assisted Swivel Lift Cap</b>	217609	Pin
	<b>4.5 in. Spring Assisted Swivel Lift Cap</b>	234931	Box
	<b>2.25 in. Swivel Lift Cap</b>	207352	Pin
	<b>4.5 in. Swivel Lift Cap</b>	205690	Box



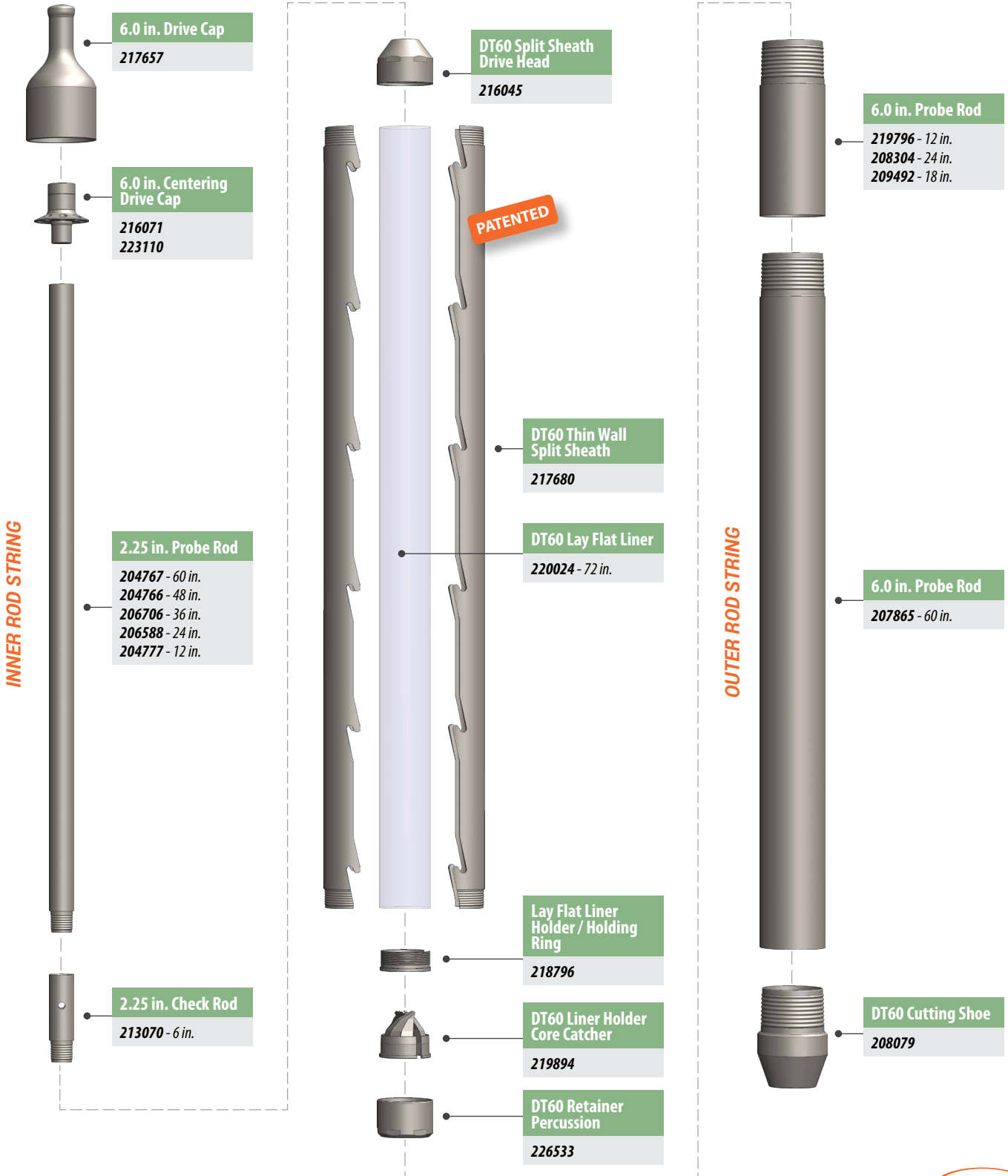
# DT60 Soil Sampling System

geoprobe.com/dt60






785-825-1842



The DT60 dual tube sampling system utilizes 6-in. OD percussion driven casing and collects a 4-in. diameter soil sample using a patented split sheath which gives the user the option of not using a liner. DT60 system can also be used to install 2-in. monitoring wells without driving a second tool string. That means you can collect continuous soil cores and install a 2-in. prepack or conventional well within a 6-in. borehole with no expendable points or cutting shoes – all in one shot! Optional re-usable liner system for the DT60 decreases consumable liner costs and shipping with 100 feet of liners coming in a box not much bigger than a microwave.



## Drive Caps

Components	Part	MN	Notes
	<b>6.0 in. Drive Cap</b>	217657	GH80
	<b>DT60 Percussion Centering Drive Cap</b>	216071	2.25 in. Rods
	<b>6.0 in. Centering Drive Cap</b>	223110	2.25 in. Pin

## Probe Rods

2.25 in. Probe Rod	MN	Length	Weight	OD	ID
	204767	60 in.	37.5 lbs.	2.25 in.	1.5 in.
	204766	48 in.	30 lbs.		
	206588	24 in.	15 lbs.		
	204777	12 in.	7.5 lbs.		
	213070	6 in.	<b>2.25 in. Check Rod</b> (Nylon Ball: 101120, Spring Pin: 106971)		





## Drive Heads

Components	Part	MN	Notes
	<b>DT60 Split Sheath Drive Head</b>	216045	2.25 in. Box


## Sample Sheath

Components	Part	MN	Notes
	<b>DT60 Thin Wall Split Sheath</b>	217680	72 in.

## Liners &amp; Accessories

Components	Part	MN	Notes
	<b>DT60 Lay Flat Liner</b>	220024	72 in., HDPE Quantity: 20
	<b>Lay Flat Liner Holder / Holding Ring</b>	218796	
	<b>DT60 Liner Holder Core Catcher</b>	219894	
	<b>DT60 Retainer Percussion</b>	226533	

## Probe Rods

6.0 in. Probe Rod	MN	Length	Weight	OD	ID
	207865	60 in.	112.5 lbs.	6 in.	5.25 in.
	208304	24 in.	45 lbs.		
	209492	18 in.	33.75 lbs.		
	219796	12 in.	22.5 lbs.		




## Cutting Shoes

Components	Part	MN	Notes
	<b>DT60 Cutting Shoe</b>	208079	3.975 in. ID





## Discrete Sampling Option

Components	Part	MN	Notes
	<b>DT60 Discrete Point</b>	224688	2.25 in. Box, 3.975 in. OD, O-Ring: 101467


## Optional Sheath Configuration

Components	Part	MN	Notes
	<b>DT60 Drive Head</b>	211281	2.25 in. Box
	<b>DT60 Sample Sheath</b>	215043	72 in.
	<b>DT60 Sample Sheath</b>	215042	60 in.
	<b>DT60 Core Catcher</b>	215016	

## Accessories


Components	Part	MN	Notes
	<b>O-Ring (DT60 Discrete Point)</b>	101467	Goes with 224688
	<b>O-Ring</b>	103191	
	<b>DT60 Wrench</b>	208080	
	<b>1.25 in. Nylon Ball</b>	101120	Check Ball for DT60 Drive Head
	<b>Rod Wiper Donut</b>	600624	6.0 in. OD (Weldment: 204387)

## Lifting / Pulling

Components	Part	MN	Notes
	<b>2.25 in. Spring Assisted Swivel Lift Cap</b>	217609	Pin
	<b>2.25 in. Swivel Lift Cap</b>	207352	Pin
	<b>6.0 in. Swivel Lift Cap</b>	208272	Box

## DT60 Overview

[geoprobe.com/dt60](http://geoprobe.com/dt60)



Watch the overview video to see how the DT60 system performs in the field.

Split tube soil sampling system manufactured under U.S. Patent 9,551,188